

# FREE ZONE

Design C.R.S. Boffi

Sistema modulare di contenitori sospesi senza maniglia.  
L'impugnatura (e l'apertura) dei frontali avviene grazie alla presenza della fascia maniglia montata sulla parte superiore del mobile.  
I contenitori sono disponibili con 3 differenti sistemi di apertura dei frontali: A BATTENTE / ESTRAIBILE / SCORREVOLE COMPLANARE.

## Piano (1)

Piano squadrato allestibile con lavabi sopra piano da appoggio, sopra piano da incasso, sottopiano da incasso o filopiano stampato.

SPESSORE: 15 - 20 - 23 mm.

PROFONDITÀ: 500 mm.

## Contenitore (2)

Realizzato in pannelli di particelle di legno di spessore 19 mm, idrofughi (classe V100), a basso contenuto di formaldeide (classe E1 / CARB P2) nobilitato con carte ad alta grammatura trattate con resine melamminiche. Bordo anteriore e posteriore in ABS in tinta.

ALTEZZA FIANCO: 300 - 470 mm (entrambe compatibili con incasso di lavabi Boffi sopra piano da incasso / sottopiano da incasso / filopiano stampato).

PROFONDITÀ FIANCO: 470 mm.

PROFONDITÀ CON FRONTALE: 495 mm.

LARGHEZZA MODULO A BATTENTE / ESTRAIBILE: 300 - 450 - 600 - 900 - 1200 mm.

LARGHEZZA MODULO SCORREVOLE COMPLANARE: 1200 - 1500 - 1800 - 2100 - 2400 mm.

## Fascia maniglia (obbligatoria) (3)

In alluminio verniciato.

COLORE: bianco / nero.

## Rivestimento per fascia maniglia (optional) (4)

Realizzato in finitura. Spessore variabile a seconda della finitura.

Da incollare o incollata alla fascia maniglia in alluminio.

SPESSORE: max 20 mm.

## Cassetti (5)

Sistema LEGRABOX, con spondine laterali e posteriore in metallo verniciato in colore nero opaco. Fondo in nobilitato nero. Frontale cassetti interni in finitura contenitore.

## Ante e frontali (6)

Tutte le finiture escluso VETRO\_AMX / ALLUMINIO PLUS\_AMX / DE CASTELLI\_AMX A-B-C / COMPOSITO\_AMX / STONE\_AMX B-C-D-E.

Realizzate in finitura, spessore 23 mm.

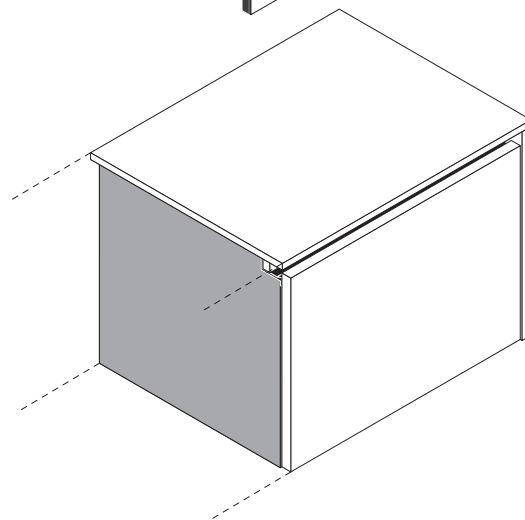
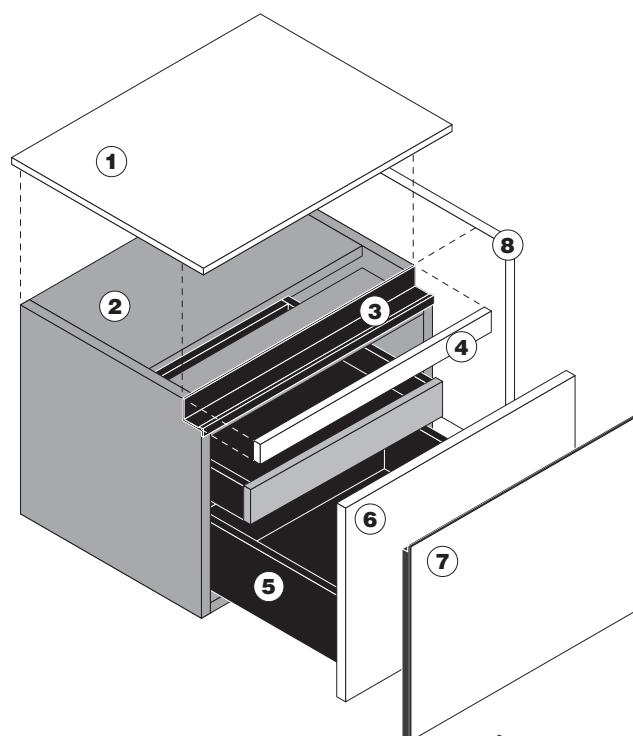
## Ante e frontali (7)

VETRO\_AMX / ALLUMINIO PLUS\_AMX / DE CASTELLI\_AMX A-B-C / COMPOSITO\_AMX / STONE\_AMX B-C-D-E

Realizzate con pannello frontale in finitura montato su cornice AMX in alluminio anodizzato nero. Spessore 18+23 mm (nominale).

## Pannelli terminali (8)

Realizzati in finitura, spessore 23 mm. (Spessore 20 mm per pietra / marmo / granito).


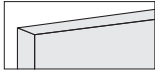





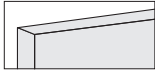
FINITURA  
FRONTALI

COLORI / ESSENZE

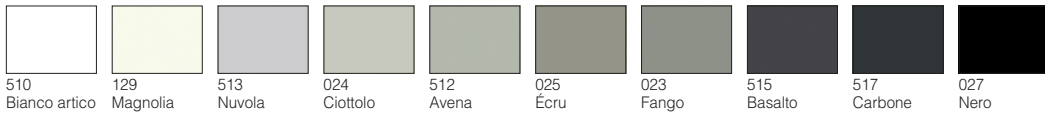
EASYLAK+




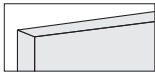
LASERMAT



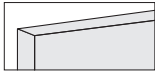
ECOLAK




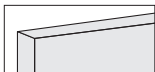
SILCOLAK



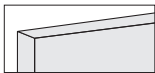
LEGNO



POLIESTERE




LEGNO SELECTION



METALS



CORIAN®

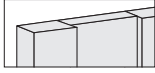




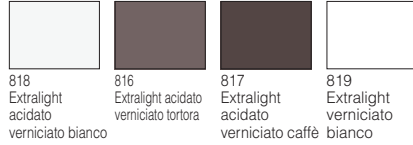
FINITURA  
FRONTALI

COLORI / ESSENZE


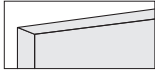
LEGNO 3D




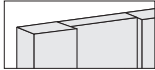
VETRO\_AMX





LEGNO MASSELLO



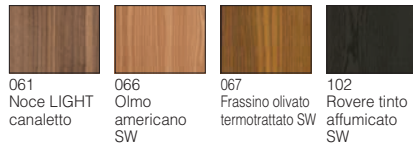
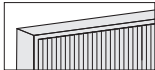
LEGNO MASSELLO 3D



LEGNO MASSELLO FREEHAND




LEGNO MASSELLO SHADES




LEGNO EXCLUSIVE



ALLUMINIO PLUS\_AMX



METALLO DE CASTELLI\_AMX



COMPOSITO DEKTON®\_AMX





606  
 Olmo (effetto  
 poro aperto)



610  
 Larice  
 termico  
 (effetto poro  
 aperto)



608  
 Rovere grafite  
 (effetto poro  
 aperto)

FINITURA  
 FRONTALI

COLORI / ESSENZE

COMPOSITO MDI\_AMX



233  
 Bianco



234  
 Cammello



236  
 Visone



237  
 Grigio



238  
 Nero



231  
 Devon



232  
 Surrey

PIETRA - MARMO - GRANITO\_AMX



240  
 Marmo bianco  
 Carrara



257  
 Quarzite  
 Silver



199  
 Granito Nero  
 Assoluto  
 Zimbabwe



261  
 Marmo  
 Emperador  
 Dark



254  
 Granito Black  
 Cosmic



259  
 Quarzite  
 Calacatta



260  
 Marmo Grey  
 Stone



266  
 Marmo bianco  
 Carrara  
 Lithoverde®



265  
 Marmo Gris  
 du Marais  
 Lithoverde®



267  
 Pietra d'Avola  
 Lithoverde®



270  
 Marmo  
 Bianco  
 Carrara RAW



268  
 Pietra Crema  
 d'Orcia RAW



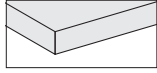
269  
 Pietra d'Avola  
 RAW



FINITURA PIANI      COLORI / ESSENZE

LAVABI

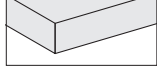
CRISTALPLANT® - H 15 mm



Bianco



LASERMAT - H 20 mm



183  
Bianco Kos



178  
Bianco Malè



179  
Beige Luxor



187  
Beige Arizona



184  
Grigio Efeso



181  
Grigio Londra



202  
Grigio Antrim



185  
Grigio Bromo



203  
Blu Fes



188  
Verde  
Comodoro



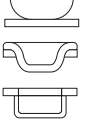
186  
Cacao  
Orinoco



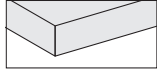
182  
Nero Ingo



189  
Rosso Jaipur



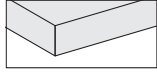
CORIAN® - H 20 mm



173  
Bianco



PIETRA - MARMO - GRANITO - H 20 mm



240  
Marmo bianco  
Carrara



250  
Pietra Serena



257  
Quarzite  
Silver



199  
Granito Nero  
Assoluto  
Zimbabwe



261  
Marmo  
Emperador  
Dark



254  
Granito Black  
Cosmic



259  
Quarzite  
Calacatta



260  
Marmo Grey  
Stone



273  
Pietra d'Avola



274  
Pietra Crema  
d'Orcia



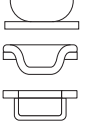
266  
Marmo bianco  
Carrara  
Lithoverde®



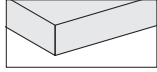
267  
Pietra d'Avola  
Lithoverde®



265  
Marmo Gris  
du Marais  
Lithoverde®



COMPOSITO DEKTON® - H 20 mm



455  
Beige Edora



453  
Nero Sirius



454  
Bianco Zenith



451  
Grigio Strato



459  
Marrone  
Galema



461  
Domoos



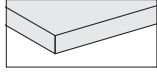
462  
Keranium



460  
Kelya



COMPOSITO MDI - H 12 mm



233  
Bianco



234  
Cammello



236  
Visone



237  
Grigio



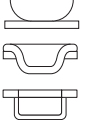
238  
Nero



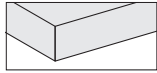
231  
Devon



232  
Surrey



LEGNO MASSELLO - H 23 mm



058  
Noce LIGHT  
canaletto  
"taglio sega"



057  
Abete "antico"  
grigio



066  
Olmo americano  
SW



067  
Frassino olivato  
termotrattato  
SW



102  
Rovere tinto  
affumicato  
SW



# FREE ZONE

Design C.R.S. Boffi

Wall hung, modular units without handle.

The doors are gripped (and opened) through the specific handle-rail, mounted on the upper part of the cabinet.

Three different door opening methods: HINGED / PULL-OUT / COPLANAR SLIDING.

## Top (1)

The square-edged tops can be fitted with top-mounted, built-in, under-mounted or moulded flush-mounted washbasins.

THICKNESS: 15 - 20 - 23 mm

DEPTH: 500 mm

## Unit (2)

It's made of 19 mm thick wood particle board panels, waterproof (class V100), with low formaldehyde emission (class E1/CARB P2), treated with high performance melamine resin. Front and back edges in ABS, same colour.

SIDE PANEL HEIGHT: 300 - 470 mm (both compatible with built-in / under-mounted / moulded flush-mounted Boffi washbasins).

SIDE PANEL DEPTH: 470 mm.

DEPTH INCLUDING DOOR: 495 mm.

HINGED/PULL-OUT MODULE WIDTH: 300 - 450 - 600 - 900 - 1200 mm.

COLPANAR SLIDING MODULE WIDTH: 1200 - 1500 - 1800 - 2100 - 2400 mm.

## Handle-rail (compulsory) (3)

In painted aluminium.

Colour: white / black.

## Covering for handle-rail (optional) (4)

Finished. The thickness changes accordingly to finish.

To be glued or glued to the aluminium handle rail.

THICKNESS: max 20 mm

## Drawers (5)

LEGRABOX series with sides and back in varnished matt black metal. Bottom in black melamine. Front of internal drawers in same finish as carcass.

## Doors and front panels (6)

All finishes, except for GLASS\_AMX / ALUMINIUM PLUS\_AMX / DE CASTELLI\_AMX A-B-C / COMPOSITE\_AMX / STONE\_AMX B-C-D-E.

Finished, thickness 23 mm.

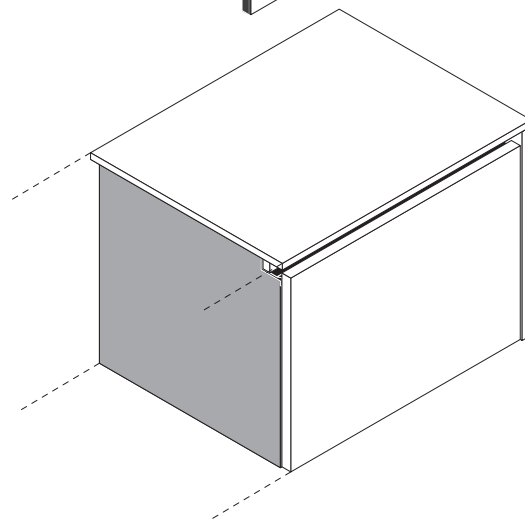
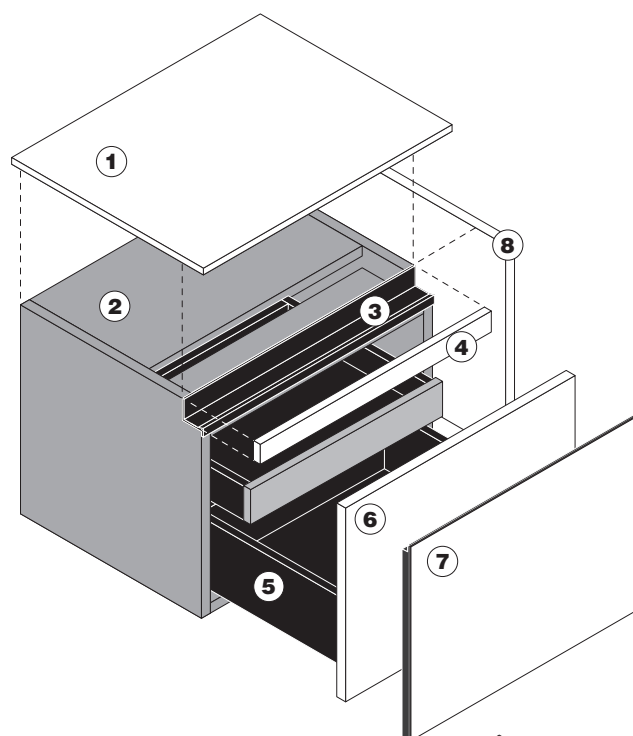
## Doors and front panels (7)


GLASS\_AMX / ALUMINIUM PLUS\_AMX / DE CASTELLI\_AMX A-B-C / COMPOSITE\_AMX / STONE\_AMX B-C-D-E

Finished front panel mounted on AMX frame in black anodised aluminium. Thickness 18+23 mm (nominal).

## End panels (8)

They are in finish, 23 mm. thick (20 mm thick for stone / marble / granite panels).


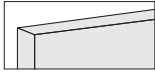




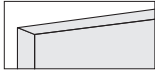
FRONT PANELS  
FINISH

COLOURS / SPECIES


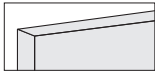
EASYLAK+



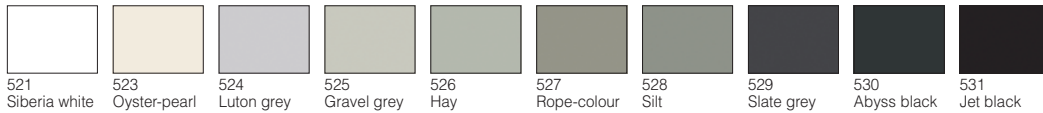
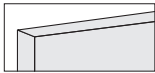
LASERMAT




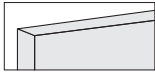
ECOLAK



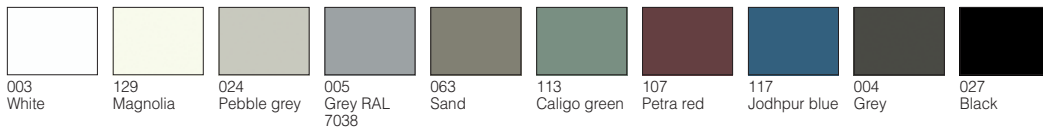
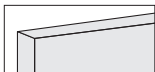
SILCOLAK



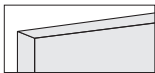
WOOD



POLYESTER



WOOD SELECTION



METALS




CORIAN®



# FREE ZONE

FEASIBLE FINISHES - CABINETS

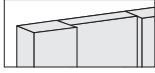
MELAMINE-COATED CARCASS



FRONT PANELS FINISH

COLOURS / SPECIES

## WOOD 3D



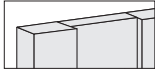
## GLASS\_AMX




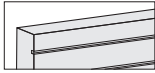
## SOLID WOOD



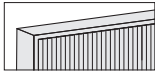
## SOLID WOOD 3D



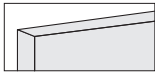
## SOLID WOOD FREEHAND




## SOLID WOOD SHADES




## WOOD EXCLUSIVE



## ALUMINIUM PLUS\_AMX




## DE CASTELLI\_AMX METAL



## DEKTON® COMPOSITE\_AMX








FRONT PANELS  
FINISH

COLOURS / SPECIES

MDI COMPOSITE\_AMX



STONE - MARBLE - GRANITE\_AMX



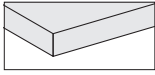


TOPS FINISH

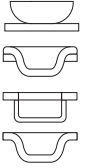
COLOURS / SPECIES

WASHBASINS

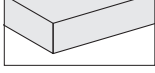
CRISTALPLANT® - H 15 mm



White



LASERMAT - H 20 mm



183  
Kos white



178  
Malè white



179  
Luxor beige



187  
Arizona beige



184  
Efeso grey



181  
Londra grey



202  
Antrim grey



185  
Bromo grey



203  
Fes blue



188  
Comodoro  
green



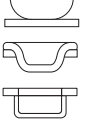
186  
Orinoco  
cocoa



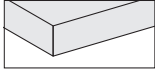
182  
Ingo black



189  
Jaipur red



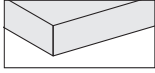
CORIAN® - H 20 mm



173  
White



STONE - MARBLE - GRANITE - H 20 mm



240  
White Carrara  
marble



250  
Serena stone



257  
Quartzite  
Silver



199  
Absolute black  
Zimbabwe  
granite



261  
Emperador  
Dark marble



254  
Black Cosmic  
granite



259  
Quartzite  
Calacatta



260  
Grey Stone  
marble



273  
Pietra d'Avola  
stone



274  
Pietra Crema  
d'Orcia stone



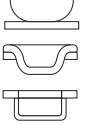
266  
White Carrara  
marble  
Lithoverde®



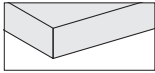
267  
Pietra  
d'Avola stone  
Lithoverde®



265  
Gris du  
Marais marble  
Lithoverde®



DEKTON® COMPOSITE - H 20 mm



455  
Edora beige



453  
Sirius black



454  
Zenith white



451  
Strato grey



459  
Galema  
brown



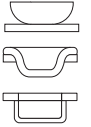
461  
Domoos



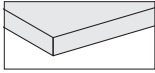
462  
Keranium



460  
Kelya



MDI COMPOSITE - H 12 mm



233  
White



234  
Camel



236  
Mink



237  
Grey



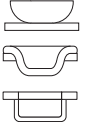
238  
Black



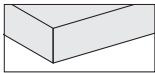
231  
Devon



232  
Surrey



SOLID WOOD - H 23 mm



058  
LIGHT Canaletto  
walnut, "sawn"  
effect



057  
"Old" grey  
pinewood



066  
American elm  
SW



067  
Thermo-treated  
Olivato ash  
wood SW



102  
Smoked dyed  
oak SW



# FREE ZONE

Design C.R.S. Boffi

Système modulaire d'éléments suspendus sans poignée.

La prise de main (et l'ouverture) des façades s'effectue grâce à la présence de la poignée-bandeau montée sur la partie supérieure du meuble.

Les caissons sont disponibles avec 3 différents systèmes d'ouverture des façades: À BATTANT / EXTRACTIBLE / COULISSANT COPLANAIRE.

## Plan (1)

Plan avec chant droit aménageable avec lavabos sur plan d'appui, sur plan à encastrer, sous plan à encastrer ou affleurants moulés.

ÉPAISSEUR: 15 - 20 - 23 mm.

PROFONDEUR: 500 mm.

## Caisson (2)

Réalisé en panneaux de particules de bois d'épaisseur 19 mm, hydrofuges (classe V100), à faible teneur en formaldéhyde (classe E1 / CARB P2) mélaminé avec papiers à haute densité traités avec des résines mélaminiques. Chant avant et arrière en ABS de la même couleur.

HAUTEUR CÔTÉ: 300 - 470 mm (les deux compatibles avec lavabos Boffi sur plan à encastrer / sous plan à encastrer / affleurants moulés).

PROFONDEUR CÔTÉ: 470 mm.

PROFONDEUR AVEC FAÇADE: 495 mm.

LARGEUR MODULE À BATTANT / EXTRACTIBLE: 300 - 450 - 600 - 900 - 1200 mm.

LARGEUR MODULE COULISSANT COPLANAIRE: 1200 - 1500 - 1800 - 2100 - 2400 mm.

## Poignée-bandeau (obligatoire) (3).

En aluminium peint.

COULEUR: blanc / noir.

## Revêtement pour poignée-bandeau (optionnel) (4)

Réalisées selon les finitions disponibles. Épaisseur variable selon la finition.

A coller ou collée à la poignée-bandeau en aluminium.

ÉPAISSEUR: max 20 mm.

## Tiroirs (5)

Système LEGRABOX, avec rebords latéraux et arrière en métal peint en couleur noir mat. Fond en mélaminé noir. Façades tiroirs internes finition caisson.

## Portes et façades (6)

Toutes les finitions sauf VERRE\_AMX / ALUMINIUM PLUS\_AMX / DE CASTELLI\_AMX A-B-C / COMPOSITE\_AMX / STONE\_AMX B-C-D-E.

Réalisées selon les finitions disponibles, épaisseur 23 mm.

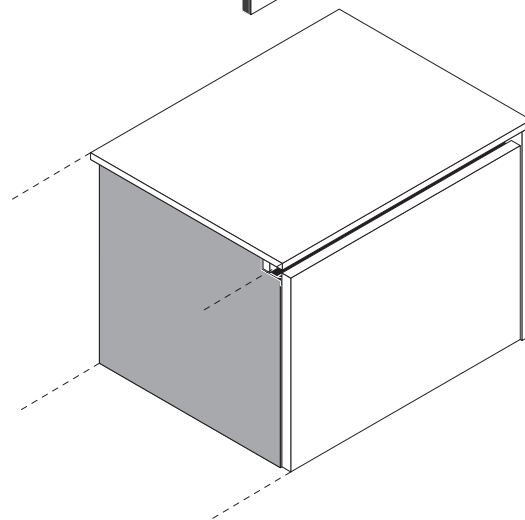
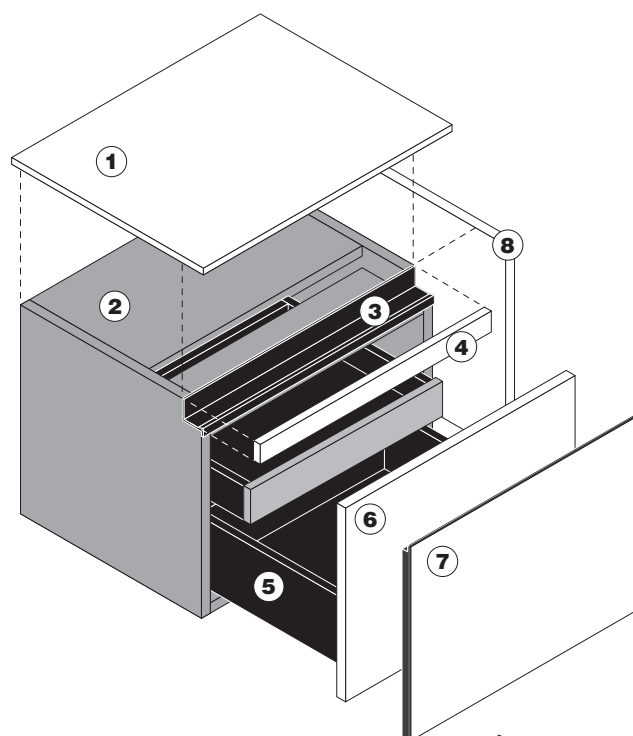
## Portes et façades (7)


VERRE\_AMX / ALUMINIUM PLUS\_AMX / DE CASTELLI\_AMX A-B-C / COMPOSITE\_AMX / STONE\_AMX B-C-D-E

Réalisées avec panneau en façade selon les finitions disponibles, monté sur cadre AMX en aluminium anodisé noir. Épaisseur 18-23 mm (nominale).

## Panneaux d'extrémité (8)

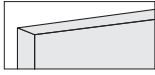
Réalisés selon les finitions disponibles, épaisseur 23 mm (Épaisseur 20 mm pour pierre / marbre / granite).




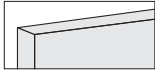


FINITION FAÇADES COULEURS / ESSENCES

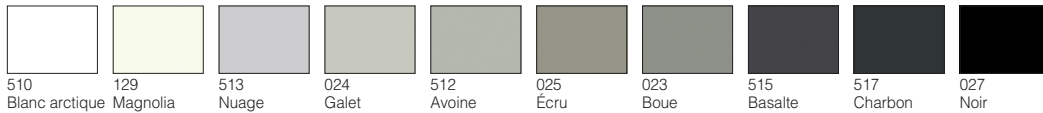
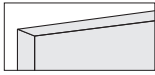
EASYLAK+



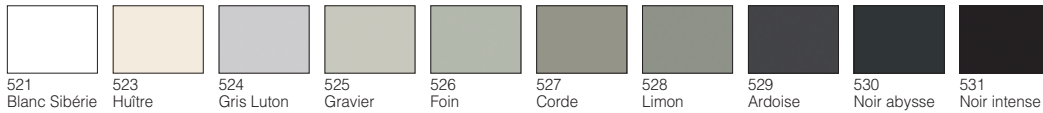
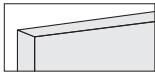
LASERMAT




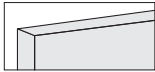
ECOLAK



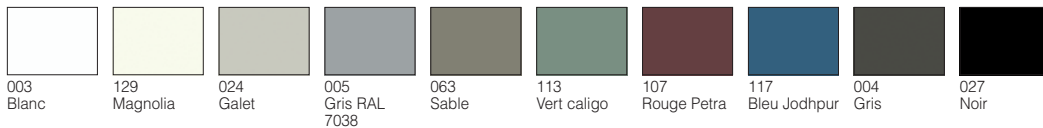
SILCOLAK



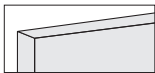
BOIS



POLYESTER



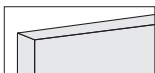
BOIS SELECTION




METALS



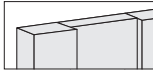
CORIAN®



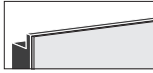


FINITION FAÇADES COULEURS / ESSENCES


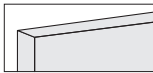
BOIS 3D




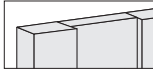
VERRE\_AMX




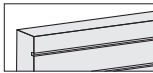
BOIS MASSIF



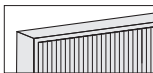
BOIS MASSIF 3D



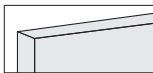
BOIS MASSIF FREEHAND




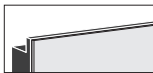
BOIS MASSIF SHADES




BOIS EXCLUSIVE




ALUMINIUM PLUS\_AMX



MÉTAUX DE CASTELLI\_AMX



COMPOSITE DEKTON@\_AMX





606  
Orme (effet  
pores  
ouverts)

610  
Mélèze  
thermique  
(effet pores  
ouverts)

608  
Chêne  
graphite  
(effet pores  
ouverts)

FINITION FAÇADES COULEURS / ESSENCES

COMPOSITE MDI\_AMX



233  
Blanc



234  
Chameau



236  
Vison



237  
Gris



238  
Noir



231  
Devon



232  
Surrey

PIERRE - MARBRE - GRANITE\_AMX



240  
Marbre blanc  
Carrara



257  
Quartzite  
Silver



199  
Granite  
Noir Absolu  
Zimbabwe



261  
Marbre  
Emperador  
Dark



254  
Granite Black  
Cosmic



259  
Quartzite  
Calacatta



260  
Marbre Grey  
Stone



266  
Marbre blanc  
Carrara  
Lithoverde®



265  
Marbre Gris  
du Marais  
Lithoverde®



267  
Pietra d'Avola  
Lithoverde®



270  
Marbre Blanc  
Carrara RAW



268  
Pierre Crema  
d'Orcia RAW



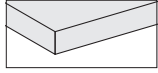
269  
Pietra d'Avola  
RAW



FINITION PLANS COULEURS / ESSENCES

LAVABOS

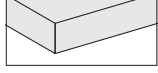
CRISTALPLANT® - H 15 mm



Blanc



LASERMAT - H 20 mm



183  
Blanc Kos



178  
Blanc Malè



179  
Beige Luxor



187  
Beige Arizona



184  
Gris Efeso



181  
Gris Londra



202  
Gris Antrim



185  
Gris Bromo



203  
Bleu Fes



188  
Vert  
Comodoro



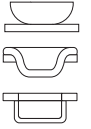
186  
Cacao  
Orinoco



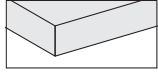
182  
Noir Ingo



189  
Rouge Jaipur



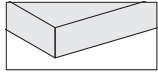
CORIAN® - H 20 mm



173  
Blanc



PIERRE - MARBRE - GRANITE - H 20 mm



240  
Marbre blanc  
Carrara



250  
Pierre Serena



257  
Quartzite  
Silver



199  
Granite  
Noir Absolu  
Zimbabwe



261  
Marbre  
Emperador  
Dark



254  
Granite Black  
Cosmic



259  
Quartzite  
Calacatta



260  
Marbre Grey  
Stone



273  
Pietra d'Avola



274  
Pierre Crema  
d'Orcia



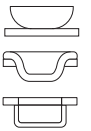
266  
Marbre blanc  
Carrara  
Lithoverde®



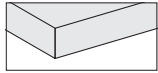
267  
Pietra d'Avola  
Lithoverde®



265  
Marbre Gris  
du Marais  
Lithoverde®



COMPOSITE DEKTON® - H 20 mm



455  
Beige Edora



453  
Noir Sirius



454  
Blanc Zenith



451  
Gris Strato



459  
Marron  
Galema



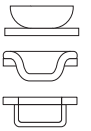
461  
Domoos



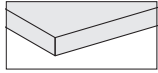
462  
Keranium



460  
Kelya



COMPOSITE MDI - H 12 mm



233  
Blanc



234  
Chameau



236  
Vison



237  
Gris



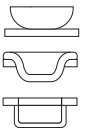
238  
Noir



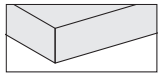
231  
Devon



232  
Surrey



BOIS MASSIF - H 23 mm



058  
Noyer LIGHT  
canaletto  
"effet scié"



057  
Sapin  
"antique" gris



066  
Orme  
Américain SW



067  
Frêne olivier  
thermotraité SW



102  
Chêne teinté  
fumé SW



# FREE ZONE

Design C.R.S. Boffi

Anbausystem mit Hänge-Schränkelementen ohne Griffe.  
Die Fronten lassen sich mithilfe der Griffleiste auf Oberkante des Schrankes öffnen.  
Die Schrankelemente sind MIT TÜR / MIT FRONTAUSZUG oder MIT KOMPLANARER SCHIEBETÜR erhältlich.

## Waschtischplatte (1)

Rechteckige Waschtischplatte für Aufsatz-, Einbau- von oben, Unterbau-oder flächenbündiges formgepresstes Waschbecken.

STÄRKE: 15 - 20 - 23 mm.

TIEFE: 500 mm

## Schrank (2)

Aus Spanplatten, Stärke 19 mm, wasserabweisend (Klasse V100), mit niedrigem Formaldehydgehalt (Klasse E1/CARB P2) mit Melaminharzbeschichtung mit hoher Dichte. Vordere und rückseitige Kante aus ABS in Ausführung.

SEITENTEIL HÖHE: 300 - 470 mm ( beide sind kompatibel mit Einbaubecken von oben / Unterbaubecken / flächenbündigen formgepressten Waschbecken Boffi).

SEITENTEIL TIEFE: 470 mm.

TIEFE MIT FRONTPANEEL: 495 mm.

BREITE DES ELEMENTS MIT TÜR / FRONTAUSZUG: 300 - 450 - 600 - 900 - 1200 mm.

BREITE DES ELEMENTS MIT KOMPLANARER SCHIEBETÜR: 1200 - 1500 - 1800 - 2100 - 2400 mm.

## Griffleiste (zwingend erforderlich) (3)

Aus Aluminium lackiert.

FARBE: weiß / schwarz.

## Verkleidung für Griffleiste (optional) (4)

In Ausführung. Stärke abhängig vor Ausführung.

Zu verkleben oder verklebt auf Griffleiste in Aluminium.

STÄRKE: max. 20 mm.

## Schubladen (5)

System LEGRABOX mit seitlichen und rückseitigen Blenden aus mattschwarz lackiertem Metall. Boden schwarze Melaminbeschichtung. Frontpaneel der Innenschubladen in Ausführung des Schrankelements.

## Türen und Frontpaneele (6)

Alle Ausführungen außer GLAS\_AMX / ALUMINIUM PLUS\_AMX / DE CASTELLI\_AMX A-B-C / AGGLOMERAT\_AMX / STONE\_AMX B-C-D-E.

In Ausführung, Stärke 23 mm.

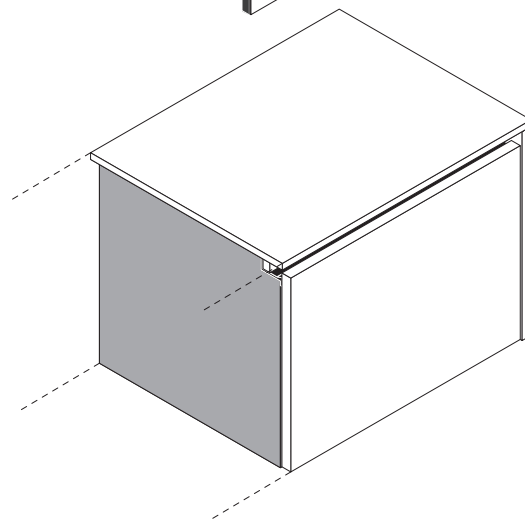
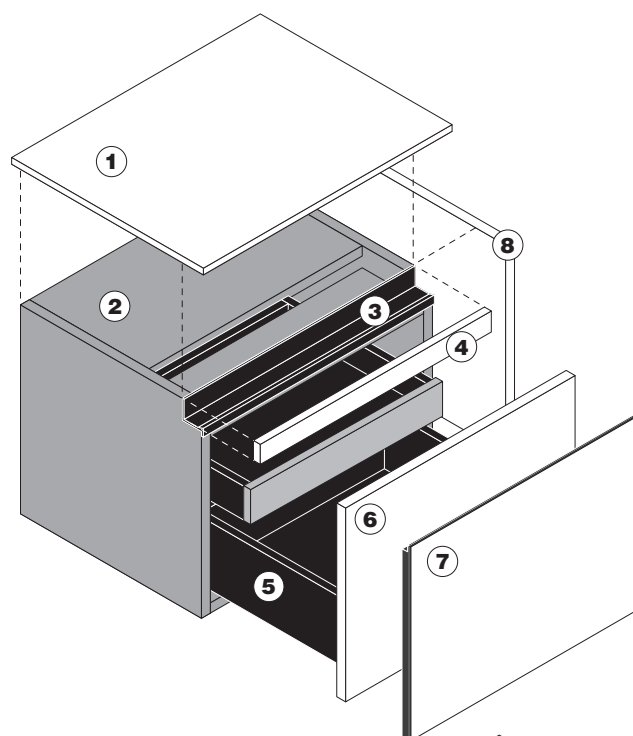
## Türen und Frontpaneele (7)

GLAS\_AMX / ALUMINIUM PLUS\_AMX / DE CASTELLI\_AMX A-B-C / AGGLOMERAT\_AMX / STONE\_AMX B-C-D-E

Die Frontpaneele in Ausführung wird auf Rahmen AMX aus eloxiertem Aluminium schwarz montiert. Stärke 18÷23 mm (Nennstärke).

## Abschlusspaneele (8)

In Ausführung, Stärke 23 mm (Stärke 20 mm für Stein / Marmor / Granit).





# FREE ZONE

ERHÄLTICHE AUSFÜHRUNGEN - ELEMENTE

MELAMINBESCHICHTETES  
SCHRANKELEMENT



606  
Ulme (Effekt  
offenporig)

610  
Thermoholz  
Lärche (Effekt  
offenporig)

608  
Eiche  
grafitgrau  
(Effekt  
offenporig)

## AUSFÜHRUNG FRONTEN

## FARBEN / HOLZARTEN

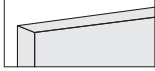
### EASYLAK+



506  
Weiß Cortina

507  
Grau Leeds

### LASERMAT



183  
Weiß Kos

178  
Weiß Kos

179  
Beige Luxor

187  
Beige Arizona

184  
Grau Efeso


202  
Grau Antrim

181  
Grau Londra

188  
Grün  
Comodoro

189  
Rot Jaipur

185  
Grau Bromo


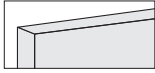


203  
Blue Fes

186  
Kakao  
Orinoco

182  
Schwarz Ingo

### ECOLAK



510  
Arktischweiß

129  
Magnolie

513  
Wolkenfarben

024  
Kieselgrau

512  
Haferfarben

025  
Ekrü


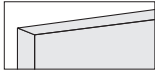
023  
Lehm Braun

515  
Basaltgrau

517  
Kohlschwarz

027  
Schwarz

### SILCOLAK



521  
Weiß Sibirien

523  
Perlweiß

524  
Grau Luton

525  
Grau Schotter

526  
Heu

527  
Naturfarben


528  
Schlamm

529  
Ardoise

530  
Völlig schwarz

531  
Tiefschwarz

### HOLZ



049  
Eiche

033  
Eiche  
Aschgrau


076  
Eiche  
Grafitgrau

334  
Ecowood Xilo  
2.0 Planked  
Sand (18.22)

335  
Ecowood Xilo  
2.0 Planked  
Grey (18.23)

333  
Ecowood Xilo  
2.0 Striped  
Black (18.04)

### POLYESTER



003  
Weiß

129  
Magnolie

024  
Kieselgrau

005  
Grau RAL  
7038

063  
Sandfarben

113  
Grün caligo

107  
Rot Petra

117  
Blue Jodhpur

004  
Grau

027  
Schwarz

### HOLZ SELECTION



337  
Amerikanische  
Ulme

048  
Kern-  
Nussbaum

093  
Nussbaum  
Canaletto  
U.S.

101  
Rächereiche

### METALS



198  
Weiß

934  
Aluminium

197  
Zink+

195  
Messing  
Vintage

196  
Kupfer+

192  
Titan

191  
Blei

### CORIAN®



173  
Weiß

# FREE ZONE

ERHÄLTICHE AUSFÜHRUNGEN - ELEMENTE

MELAMINBESCHICHTETES  
SCHRANKELEMENT



606  
Ulme (Effekt  
offenporig)

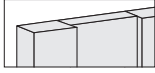
610  
Thermoholz  
Lärche (Effekt  
offenporig)

608  
Eiche  
grafitgrau  
(Effekt  
offenporig)

AUSFÜHRUNG  
FRONTEN

FARBEN / HOLZARTEN

## HOLZ 3D



049  
Eiche



033  
Eiche  
Aschgrau



076  
Eiche  
Grafitgrau



337  
Amerikanische  
Ulme



048  
Kern-  
Nussbaum



334  
Ecowood Xilo  
2.0 Planked  
Sand (18.22)



335  
Ecowood Xilo  
2.0 Planked  
Grey (18.23)



333  
Ecowood Xilo  
2.0 Striped  
Black (18.04)



093  
Nussbaum  
Canaletto  
U.S.



101  
Räumereiche

## GLAS\_AMX



818  
Geätzt Extralight  
lackiert Weiß



816  
Geätzt Extralight  
lackiert  
Taubengrau

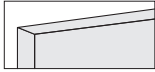


817  
Geätzt  
Extralight  
lackiert Kaffee



819  
Extralight  
lackiert Weiß

## MASSIVHOLZ



058  
Nussbaum LIGHT Canaletto  
Sägeschnitt



057  
„Antikes“  
Tannenholz  
grau



066  
Amerikanische  
Ulme SW

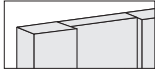


067  
Thermo-  
Olivesche SW



102  
Räumereiche  
gebeizt SW

## MASSIVHOLZ 3D



058  
Nussbaum LIGHT Canaletto  
Sägeschnitt



057  
„Antikes“  
Tannenholz  
grau



066  
Amerikanische  
Ulme SW

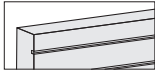


067  
Thermo-  
Olivesche SW



102  
Räumereiche  
gebeizt SW

## MASSIVHOLZ FREEHAND



061  
Nussbaum  
LIGHT  
Canaletto



066  
Amerikanische  
Ulme SW

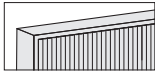


067  
Thermo-  
Olivesche SW



102  
Räumereiche  
gebeizt SW

## MASSIVHOLZ SHADES



061  
Nussbaum  
LIGHT  
Canaletto



066  
Amerikanische  
Ulme SW

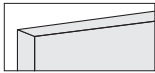


067  
Thermo-  
Olivesche SW



102  
Räumereiche  
gebeizt SW

## HOLZ EXCLUSIVE



077  
Abonos fossil  
oak

## ALUMINIUM PLUS\_AMX



026  
Schwarz dry



301  
Dark tobacco



382  
Steel

## METALL DE CASTELLI\_AMX



353  
Edelstahl  
délabré B E5



354  
Edelstahl délabré  
gestreift F12  
(Mastral 7022)



357  
Orbitaler/  
kreisender  
Edelstahl G2



355  
Messing  
délabré F2



356  
Messing  
délabré  
gestreift G7



351  
Kupfer  
délabré G5



352  
Kupfer  
délabré  
Orbital G4



358  
Messing  
satiniert F1



361  
Messing  
freehand 2.0



362  
Kupfer  
freehand 2.0

## AGGLOMERAT DEKTON®\_AMX



455  
Beige Edora



453  
Schwarz  
Sirius



454  
Weiß Zenith



451  
Grau Strato



459  
Braun Galema



461  
Domoos



462  
Keranium



460  
Kelya


# FREE ZONE

ERHÄLTICHE AUSFÜHRUNGEN - ELEMENTE

MELAMINBESCHICHTETES  
SCHRANKELEMENT



606  
Ulme (Effekt  
offenporig)



610  
Thermoholz  
Lärche (Effekt  
offenporig)



608  
Eiche  
grafitgrau  
(Effekt  
offenporig)

AUSFÜHRUNG

FRONTEN

FARBEN / HOLZARTEN

## AGGLOMERAT MDI\_AMX



233  
Weiß



234  
Kamel



236  
Nerz



237  
Grau



238  
Schwarz



231  
Devon



232  
Surrey

## STEIN - MARMOR - GRANIT\_AMX



240  
Carrara-  
Marmor weiß



257  
Quarzit Silver



199  
Granit  
Tiefschwarz  
Zimbabwe



261  
Marmor  
Emperador  
Dark



254  
Granit Black  
Cosmic



259  
Quarzit  
Calacatta



260  
Marmor Grey  
Stone



266  
Marmor  
weiß Carrara  
Lithoverde®



265  
Marmor Gris  
du Marais  
Lithoverde®



267  
Stein Pietra  
D'Avola  
Lithoverde®



270  
Marmor  
Carrara weiß  
RAW



268  
Stein Crema  
d'Orcia RAW



269  
Stein Pietra  
D'Avola RAW

# FREE ZONE

ERHÄLTICHE AUSFÜHRUNGEN - WASCHTISCHPLATTEN

WASCHBECKENARTEN



AUFSATZBECKEN



EINBAUBECKEN  
von oben



UNTERBAUBECKEN



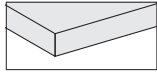
FLÄCHENBÜNDIG  
formgepresst

AUSFÜHRUNG

WASCHTISCHPLATTEN FARBEN / HOLZARTEN

WASCHBECKEN

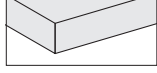
CRISTALPLANT® - H 15 mm



Weiß



LASERMAT - H 20 mm



183  
Weiß Kos



178  
Weiß Kos



179  
Beige Luxor



187  
Beige Arizona



184  
Grau Efeso



181  
Grau Londra



202  
Grau Antrim



185  
Grau Bromo



203  
Blue Fes



188  
Grün  
Comodoro



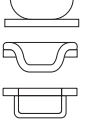
186  
Kakao  
Orinoco



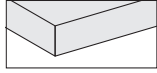
182  
Schwarz Ingo



189  
Rot Jaipur



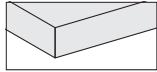
CORIAN® - H 20 mm



173  
Weiß



STEIN - MARMOR - GRANIT - H 20 mm



240  
Carrara-  
Marmor weiß



250  
Stein Serena



257  
Quarzit Silver



199  
Granit  
Tiefschwarz  
Zimbabwe



261  
Marmor  
Emperador  
Dark



254  
Granit Black  
Cosmic



259  
Quarzit  
Calacatta



260  
Marmor Grey  
Stone



273  
Stein Pietra  
D'Avola



274  
Stein Crema  
d'Orcia



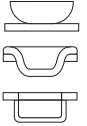
266  
Marmor  
weiß Carrara  
Lithoverde®



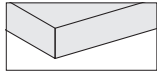
267  
Stein Pietra  
D'Avola  
Lithoverde®



265  
Marmor Gris  
du Marais  
Lithoverde®



AGGLOMERAT DEKTON® - H 20 mm



455  
Beige Edora



453  
Schwarz  
Sirius



454  
Weiß Zenith



451  
Grau Strato



459  
Braun Galema



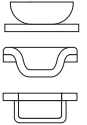
461  
Domoos



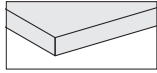
462  
Keranium



460  
Kelya



AGGLOMERAT MDI - H 12 mm



233  
Weiß



234  
Kamel



236  
Nerz



237  
Grau



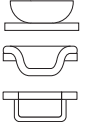
238  
Schwarz



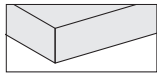
231  
Devon



232  
Surrey



MASSIVHOLZ - H 23 mm



058  
Nussbaum LIGHT  
Caraletto  
Sägeschnitt



057  
„Antikes“  
Tannenholz  
grau



066  
Amerikanische  
Ulme SW



067  
Thermo-  
Olivesche SW



102  
Räuchereiche  
gebeizt SW



# FREE ZONE

Design C.R.S. Boffi

Sistema modular de muebles contenedores suspendidos sin tirador. La empuñadura (y la apertura) de los frentes se produce gracias a la presencia del perfil tirador montado en la parte superior del mueble. Los muebles contenedores están disponibles con 3 sistemas diferentes de apertura de los frentes: BATIENTE / EXTRAÍBLE / CORREDERO COPLANARIO.

## Encimera (1)

Encimera en ángulo recto que se puede equipar con lavabos sobre encimera apoyados, sobre encimera empotrados, bajo encimera empotrados y enrasados a la encimera moldeados.  
GROSOR: 15 - 20 - 23 mm  
PROFUNDIDAD: 500 mm.

## Contenedor (2)

Realizado con paneles de partículas de madera de 19 mm. de grosor hidrófugos (clase V100), con bajo contenido de formaldehído (clase E1 / CARB P2) madera ennoblecida con papeles de alto gramaje tratados con resinas de melamina. Borde delantero y trasero de ABS del mismo color.  
ALTURA COSTADO: 300 - 470 mm (ambas compatibles con lavabos Boffi sobre encimera empotrados / bajo encimera empotrados / enrasados a la encimera moldeados).  
PROFUNDIDAD COSTADO: 470 mm.  
PROFUNDIDAD CON FRENTE: 495 mm.  
ANCHURA MÓDULO BATIENTE / EXTRAÍBLE: 300 - 450 - 600 - 900 - 1200 mm.  
ANCHURA MÓDULO CORREDERO COPLANARIO: 1200 - 1500 - 1800 - 2100 - 2400 mm.

## Perfil tirador (obligatorio) (3)

De aluminio pintado.  
COLOR: blanco / negro.

## Revestimiento para perfil tirador (optional) (4)

Realizado en acabado. Grosor variable dependiendo del acabado. A encolar o encolada al perfil tirador de aluminio.  
GROSOR: máx 20 mm.

## Cajones (5)

Sistema LEGRABOX, con laterales y trasera de metal pintado en color negro mate. Fondo de madera ennoblecida negra. Frente cajones internos en acabado mueble contenedor.

## Puertas y frentes (6)

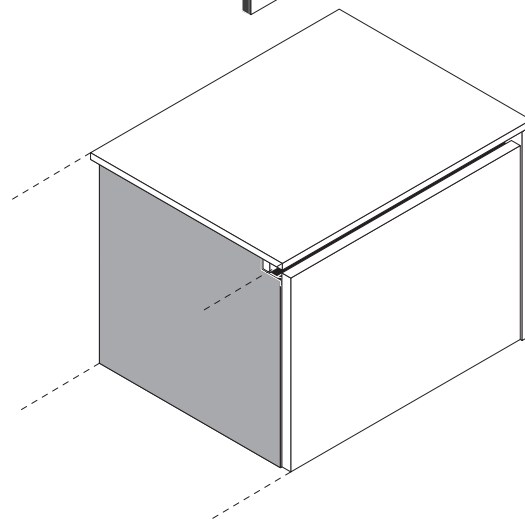
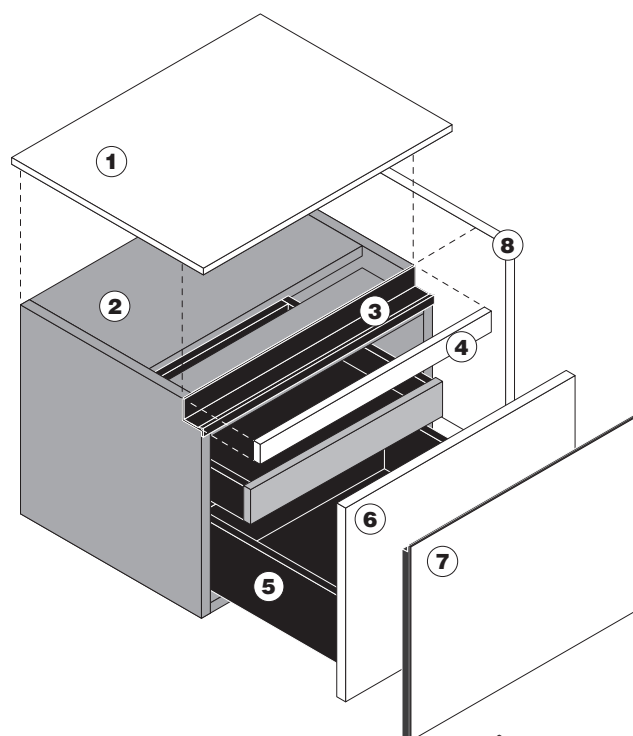
Todos los acabados excepto VIDRIO\_AMX / ALUMINIO PLUS\_AMX / DE CASTELLI\_AMX A-B-C / COMPUESTO\_AMX / STONE\_AMX B-C-D-E.  
Realizadas en acabado, grosor 23 mm.

## Puertas y frentes (7)

VIDRIO\_AMX / ALUMINIO PLUS\_AMX / DE CASTELLI\_AMX A-B-C / COMPUESTO\_AMX / STONE\_AMX B-C-D-E  
Realizadas con panel frontal en acabado montado en marco AMX de aluminio anodizado negro. Grosor 18÷23 mm (nominal).

## Paneles terminales (8)

Realizados en acabado, grosor 23 mm (Grosor 20 mm para piedra / mármol / granito).



# FREE ZONE

ACABADOS REALIZABLES - MUEBLES

MUEBLE  
CONTENEDOR  
ENNOBLECIDO.



606  
Olmo (efecto  
poro abierto)



610  
Alerce  
térmico  
(efecto poro  
abierto)



608  
Roble grafito  
(efecto poro  
abierto)

ACABADO  
FRENTES

COLORES / MADERAS

## EASYLAK+

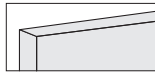


506  
Blanco  
Cortina



507  
Gris Leeds

## LASERMAT



183  
Blanco Kos



178  
Blanco Malè



179  
Beige Luxor



187  
Beige Arizona



184  
Gris Efeso



202  
Gris Antrim



181  
Gris Londra



188  
Verde  
Comodoro



189  
Rojo Jaipur



185  
Gris Bromo



203  
Azul Fes



186  
Cacao  
Orinoco



182  
Negro Ingo

## ECOLAK



510  
Blanco ártico



129  
Magnolia



513  
Nube



024  
Guijarro



512  
Avena



025  
Crudo



023  
Fango



515  
Basalto

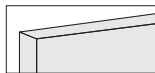


517  
Carbón



027  
Negro

## SILCOLAK



521  
Blanco  
Siberia



523  
Ostra



524  
Gris Luton



525  
Grava



526  
Heno



527  
Cuerda



528  
Limo



529  
Pizarra

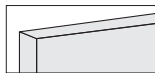


530  
Negro Abismo



531  
Negro Intenso

## MADERA



049  
Roble



033  
Roble ceniza



076  
Roble grafito



334  
Ecowood Xilo  
2.0 Planked  
Sand (18.22)



335  
Ecowood Xilo  
2.0 Planked  
Grey (18.23)



333  
Ecowood Xilo  
2.0 Striped  
Black (18.04)

## POLIÉSTER



003  
Blanco



129  
Magnolia



024  
Guijarro



005  
Gris RAL  
7038



063  
Arena



113  
Verde caligo



107  
Rojo Petra



117  
Azul Jodhpur

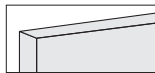


004  
Gris



027  
Negro

## MADERA SELECTION



337  
Olmo  
americano



048  
Alma de  
nogal



093  
Nogal canaletto  
(americano)  
U.S.



101  
Roble  
ahumado

## METALS



198  
Blanco



934  
Aluminium



197  
Zink+



195  
Latón Vintage



196  
Cobre+



192  
Titanio



191  
Plomo

## CORIAN®



173  
Blanco

# FREE ZONE

ACABADOS REALIZABLES - MUEBLES

MUEBLE  
CONTENEDOR  
ENNOBLECIDO.



606  
Olmo (efecto  
poro abierto)



610  
Alerce  
térmico  
(efecto poro  
abierto)

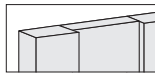


608  
Roble grafito  
(efecto poro  
abierto)

ACABADO  
FRENTES

COLORES / MADERAS

## MADERA 3D



049  
Roble



033  
Roble ceniza



076  
Roble grafito



337  
Olmo  
americano



048  
Alma de  
nogal



334  
Ecowood Xilo  
2.0 Planked  
Sand (18.22)



335  
Ecowood Xilo  
2.0 Planked  
Grey (18.23)



333  
Ecowood Xilo  
2.0 Striped  
Black (18.04)



093  
Nogal canaletto  
(americano)  
U.S.



101  
Roble  
ahumado

## VIDRIO\_AMX



818  
Extralight al  
ácido pintado  
blanco



816  
Extralight al ácido  
pintado gris  
ceniciento



817  
Extralight al  
ácido lacado  
café



819  
Extralight  
pintado  
blanco

## MADERA MACIZA



058  
Nogal LIGHT  
canaletto  
"corte sierra"



057  
Abeto  
"antiguo" gris



066  
Olmo  
americano  
SW

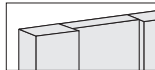


067  
Fresno Olivato  
termotratado SW



102  
Roble teñido  
ahumado SW

## MADERA MACIZA 3D



058  
Nogal LIGHT  
canaletto  
"corte sierra"



057  
Abeto  
"antiguo" gris



066  
Olmo  
americano  
SW




067  
Fresno Olivato  
termotratado SW



102  
Roble teñido  
ahumado SW

## MADERA MACIZA FREEHAND



061  
Nogal LIGHT  
canaletto



066  
Olmo  
americano  
SW

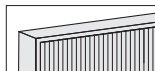


067  
Fresno Olivato  
termotratado SW



102  
Roble teñido  
ahumado SW

## MADERA MACIZA SHADES



061  
Nogal LIGHT  
canaletto



066  
Olmo  
americano  
SW



067  
Fresno Olivato  
termotratado SW



102  
Roble teñido  
ahumado SW

## MADERA EXCLUSIVE



077  
Abonos fossil  
oak

## ALUMINIO PLUS\_AMX



026  
Negro dry



301  
Dark tobacco



382  
Steel

## METAL DECASTELLI\_AMX



353  
Acero  
inoxidable  
délabré B E5



354  
Inox délabré  
estriado F12  
(Maistral 7022)



357  
Acero  
inoxidable  
orbital G2



355  
Latón délabré  
F2



356  
Latón délabré  
estriado G7



351  
Cobre délabré  
G5



352  
Cobre délabré  
orbital G4



358  
Latón  
satinado F1



361  
Latón  
freehand 2.0



362  
Cobre  
freehand 2.0

## COMPUESTO DEKTON@\_AMX



455  
Beige Edora



453  
Negro Sirius



454  
Blanco Zenith



451  
Gris Strato



459  
Marrón  
Galema



461  
Domoos



462  
Keranium



460  
Kelya

# FREE ZONE

ACABADOS REALIZABLES - MUEBLES

MUEBLE  
CONTENEDOR  
ENNOBLECIDO.



606  
Olmo (efecto  
poro abierto)



610  
Alerce  
térmico  
(efecto poro  
abierto)



608  
Roble grafito  
(efecto poro  
abierto)

ACABADO  
FRENTEROS

COLORES / MADERAS

## COMPUESTO MDI\_AMX



233  
Blanco



234  
Camello



236  
Visón



237  
Gris



238  
Negro

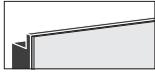


231  
Devon



232  
Surrey

## PIEDRA - MÁRMOL - GRANITO\_AMX



240  
Mármol  
blanco  
Carrara



257  
Cuarcita  
Silver



199  
Granito Negro  
Absoluto  
Zimbabwe



261  
Mármol  
Emperador  
Dark



254  
Granito Black  
Cosmic



259  
Cuarcita  
Calacatta



260  
Mármol Grey  
Stone



266  
Mármol blanco  
Carrara  
Lithoverde®



265  
Mármol Gris  
du Marais  
Lithoverde®



267  
Pietra d'Avola  
Lithoverde®



270  
Mármol  
Blanco  
Carrara RAW



268  
Piedra Crema  
d'Orcia RAW



269  
Pietra d'Avola  
RAW





SOBRE  
ENCIMERA  
apoyado



SOBRE  
ENCIMERA  
empotrado



BAJO  
ENCIMERA  
empotrado



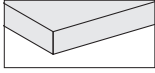
ENRASADO  
A LA  
ENCIMERA  
moldeado

ACABADO  
ENCIMERAS

COLORES / MADERAS

LAVABOS

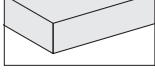
CRISTALPLANT® - H 15 mm



Blanco



LASERMAT - H 20 mm



183  
Blanco Kos



178  
Blanco Malé



179  
Beige Luxor



187  
Beige Arizona



184  
Gris Efeso



181  
Gris Londra



202  
Gris Antrim



185  
Gris Bromo



203  
Azul Fes



188  
Verde  
Comodoro



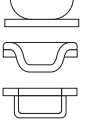
186  
Cacao  
Orinoco



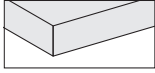
182  
Negro Ingo



189  
Rojo Jaipur



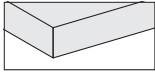
CORIAN® - H 20 mm



173  
Blanco



PIEDRA - MÁRMOL - GRANITO - H 20 mm



240  
Mármol  
blanco  
Carrara



250  
Piedra Serena



257  
Cuarcita Silver



199  
Granito Negro  
Absoluto  
Zimbabwe



261  
Mármol  
Emperador  
Dark



254  
Granito Black  
Cosmic



259  
Cuarcita  
Calacatta



260  
Mármol Grey  
Stone



273  
Pietra d'Avola



274  
Piedra Crema  
d'Orcia



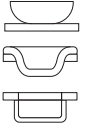
266  
Mármol blanco  
Carrara  
Lithoverde®



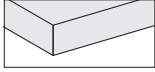
267  
Pietra d'Avola  
Lithoverde®



265  
Mármol Gris  
du Marais  
Lithoverde®



COMPUESTO DEKTON® - H 20 mm



455  
Beige Edora



453  
Negro Sirius



454  
Blanco Zenith



451  
Gris Strato



459  
Marrón  
Galema



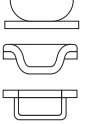
461  
Domoos



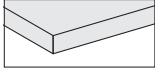
462  
Keranium



460  
Kelya



COMPUESTO MDI - H 12 mm



233  
Blanco



234  
Camello



236  
Visón



237  
Gris



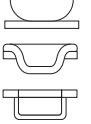
238  
Negro



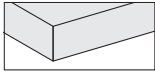
231  
Devon



232  
Surrey



MADERA MACIZA - H 23 mm



058  
Nogal LIGHT  
canaletto  
"corte sierra"



057  
Abeto  
"antiguo" gris



066  
Olmo  
americano  
SW



067  
Fresno Olivato  
termotratado SW



102  
Roble teñido  
ahumado SW

