

# UPPER BOISERIE

Design Piero Lissoni + C.R.S. Boffi

Sistema modulare di boiserie a parete, realizzato con fondali installati su struttura portante in alluminio.

Ogni composizione è altamente personalizzabile e può essere completata da basi sospese portalavabo o ad uso stoccaggio (UPPER UNITS), pensili con anta a battente e fianchi in vetro, mensole e specchi.

Le basi sospese UPPER UNITS, senza maniglia, sono caratterizzate da frontali e pannelli in finitura con smusso a 45°.

L'apertura dei frontali (solo estraibili) avviene tramite impugnatura dalla parte inferiore del frontale.

Lo smusso superiore a 45° presente su frontali e pannelli laterali consente di alloggiare il piano (anch'esso smussato a 45°) senza percepire lo spessore.

Le basi sospese UPPER UNITS sono disponibili anche nella variante a giorno con cassetto (contenitore realizzato in finitura).

ATTENZIONE! Nella conferma d'ordine, alcuni codici verranno suddivisi in più codici. La somma dei singoli prezzi corrisponderà al prezzo indicato a listino.

## Struttura

Montanti e traversi di collegamento in alluminio naturale.

Disponibile anche nella variante "con distanziatore" per ottenere uno spazio tecnico per il passaggio impianti.

PROFONDITÀ: 20 mm (escluso fondale).

PROFONDITÀ CON DISTANZIATORE: 122 mm (escluso fondale).

## Fondali

Realizzati in finitura e fissati alla struttura in alluminio.

Finiture: EasyLak+, Silcolak, Ecolak, Legno impiallacciato, Pietra / Marmo / Granito / Composito MDI, specchio.

SPESORE: 12 / 13 mm.

## Mensole

Realizzate in finitura e fissate alla struttura in alluminio.

Finiture: EasyLak+, Silcolak, Ecolak, Legno impiallacciato.

SPESORE: 12 mm.

PROFONDITÀ: 100 / 200 mm.

## Piano (1)

Realizzato con smusso a 45° su 3 lati per consentirne l'accosto a scomparsa sugli smussi superiori dei mobili.

SPESORE: 20 mm.

PROFONDITÀ: 560 mm.

LAVABI COMPATIBILI: soprapiano da appoggio, soprapiano da incasso, sottopiano da incasso e filopiano stampato.

Finiture: Silcolak, Ecolak, Legno impiallacciato, Corian®, Pietra / Marmo / Granito / Composito MDI.

## Contenitori (2)

Realizzato in pannelli di particelle di legno di spessore 19 mm, idrofughi (classe V100), a basso contenuto di formaldeide (certificato classe E1, CARB P2 / TSCA Title VI) nobilitato con carte ad alta grammatura trattate con resine melamminiche.

Bordo anteriore e posteriore in ABS in tinta.

ALTEZZA FIANCO: 140 / 285 mm.

ALTEZZA CON FRONTALE: 160 / 305 mm.

PROFONDITÀ FIANCO: 540 mm.

PROFONDITÀ CON FRONTALE: 560 mm.

PROFONDITÀ TOTALE (CON FRONTALE E STRUTTURA): 580 mm.

LARGHEZZA MODULO: 600 - 900 - 1200 mm.

## Cassetti (3)

Sistema LEGRABOX, con spondine laterali e posteriori in metallo verniciato in colore nero opaco.

Fondo in nobilitato nero.

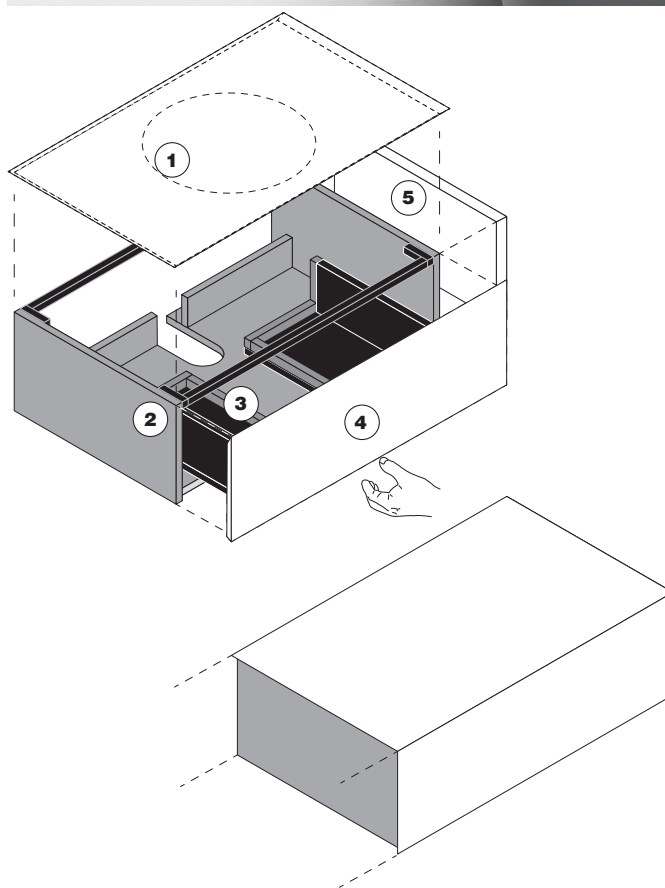
Per i soli contenitori a giorno con cassetto in finitura vengono utilizzate guide sistema MOVENTO ad estrazione totale, con dispositivo di chiusura rallentata BLU-MOTION.

I cassetti sono compatibili con accessori interni serie DOMESTICI o serie ONDA di profondità 372 mm.

## Frontali (4)

Realizzati in finitura, spessore 20 mm, con smusso superiore e terminale.

Finiture: EasyLak+, Silcolak, Ecolak, Legno impiallacciato, Corian®, Pietra / Marmo / Granito / Composito MDI.



## Pannelli terminali (5)

Realizzati in finitura, spessore 20 mm, con smusso superiore e terminale.

Finiture: EasyLak+, Silcolak, Ecolak, Legno impiallacciato, Corian®, Pietra / Marmo / Granito / Composito MDI.

## Pensili vetrina

Mensole e divisori interni realizzati in finitura (spessore 12 / 23 mm).

Fianchi laterali in vetro con profili superiore e inferiore in alluminio verniciato nero opaco.

Ante realizzate su telaio perimetrale AMV in alluminio anodizzato nero. Vetro con serigrafia perimetrale incollato al telaio.

Finiture mensole: EasyLak+, Silcolak, Ecolak, Legno impiallacciato.

Finiture fondali interni: EasyLak+, Silcolak, Ecolak, Legno impiallacciato, Microfibra, Tessuto, Pelle rigenerata, Pelle, Pietra / Marmo / Granito / Composito MDI.

Colore vetro: extralight trasparente, trasparente fumè grigio.

ALTEZZA ANTA / FIANCO: 600 / 1177 mm.

PROFONDITÀ FIANCO: 200 mm.

SPESORE ANTA: 23 mm.

LARGHEZZA MODULO: 450 / 600 mm.

# UPPER BOISERIE

FINITURE REALIZZABILI - MOBILI

CONTENITORE  
NOBILITATO



606  
Olmo (effetto  
poro aperto)



610  
Larice  
termico  
(effetto poro  
aperto)



608  
Rovere grafite  
(effetto poro  
aperto)

FINITURA FRONTALI E  
BASI A GIORNO

COLORI / ESSENZE

## EASYLAK+



506  
Bianco  
Cortina



507  
Grigio Leeds

## SILCOLAK



521  
Bianco  
Siberia



523  
Ostrica



524  
Grigio Luton



525  
Ghiaia



526  
Fieno



527  
Corda



528  
Limo



529  
Ardesia



530  
Abisso



531  
Nero Intenso

## ECOLAK



510  
Bianco artico



129  
Magnolia



513  
Nuvola



024  
Ciottolo



512  
Avena



025  
Ecrù



023  
Fango



515  
Basalto



517  
Carbone



027  
Nero

## LEGNO



049  
Rovere



033  
Rovere  
cenere



076  
Rovere grafite



334  
Ecowood Xilo  
2.0 planked  
sand (18.22)



335  
Ecowood Xilo  
2.0 planked  
grey (18.23)



333  
Ecowood Xilo  
2.0 striped  
black (18.04)

## LEGNO SELECTION



337  
Olmo  
americano



048  
Noce colore



093  
Noce  
canaletto U.S.



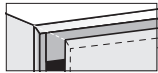
101  
Rovere  
affumicato

## LEGNO EXCLUSIVE



077  
Fossil oak

## CORIAN®



173  
Bianco

## PIETRA - MARMO - GRANITO



240  
Marmo bianco  
Carrara



250  
Pietra Serena



257  
Quarzite  
Silver



199  
Granito Nero  
Assoluto  
Zimbabwe



261  
Marmo  
Emperador  
Dark



254  
Granito Black  
Cosmic



260  
Marmo Grey  
Stone



259  
Quarzite  
Calacatta



273  
Pietra d'Avola



274  
Pietra Crema  
d'Orcia



266  
Marmo bianco  
Carrara  
Lithoverde®



265  
Marmo Gris  
du Marais  
Lithoverde®



267  
Pietra d'Avola  
Lithoverde®

## COMPOSITO MDI



233  
Bianco



234  
Cammello



236  
Visone



237  
Grigio



238  
Nero



231  
Devon




232  
Surrey

# UPPER BOISERIE

FINITURE REALIZZABILI - FONDALI


FINITURA FONDALI COLORI / ESSENZE

## EASYLAK+



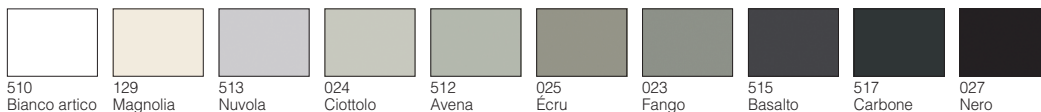
506 Bianco Cortina  
507 Grigio Leeds

## SILCOLAK



521 Bianco Siberia  
523 Ostrica  
524 Grigio Luton  
525 Ghiaia  
526 Fieno  
527 Corda  
528 Limo  
529 Ardesia  
530 Abisso  
531 Nero Intenso

## ECOLAK



510 Bianco artico  
129 Magnolia  
513 Nuvola  
024 Ciottolo  
512 Avena  
025 Écru  
023 Fango  
515 Basalto  
517 Carbone  
027 Nero

## LEGNO




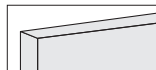
049 Rovere  
033 Rovere cenere  
076 Rovere grafite  
334 Ecowood Xilo 2.0 planked sand (18.22)  
335 Ecowood Xilo 2.0 planked grey (18.23)  
333 Ecowood Xilo 2.0 striped black (18.04)

## LEGNO SELECTION




337 Olmo americano  
048 Noce colore  
093 Noce canaletto U.S.  
101 Rovere affumicato

## LEGNO EXCLUSIVE



077 Fossil oak

## PIETRA - MARMO - GRANITO



270 Marmo Bianco Carrara RAW  
268 Pietra Crema d'Orcia RAW  
269 Pietra d'Avola RAW  
266 Marmo bianco Carrara Lithoverde®  
265 Marmo Gris du Marais Lithoverde®  
267 Pietra d'Avola Lithoverde®

## COMPOSITO MDI



233 Bianco  
234 Cammello  
236 Visone  
237 Grigio  
238 Nero  
231 Devon  
232 Surrey

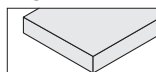
# UPPER BOISERIE

FINITURE REALIZZABILI - MENSOLE

FINITURA  
MENSOLE

COLORI / ESSENZE

EASYLAK+

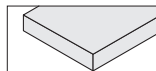


506  
Bianco  
Cortina



507  
Grigio Leeds

SILCOLAK



521  
Bianco  
Siberia



523  
Ostrica



524  
Grigio Luton



525  
Ghiaia



526  
Fieno



527  
Corda



528  
Limo



529  
Ardesia

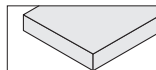


530  
Abisso



531  
Nero Intenso

ECOLAK



510  
Bianco artico



129  
Magnolia



513  
Nuvola



024  
Ciottolo



512  
Avena



025  
Écru



023  
Fango



515  
Basalto

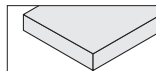


517  
Carbone



027  
Nero

LEGNO



049  
Rovere



033  
Rovere  
cenere



076  
Rovere grafite



334  
Ecowood Xilo  
2.0 planked  
sand (18.22)

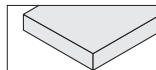


335  
Ecowood Xilo  
2.0 planked  
grey (18.23)



333  
Ecowood Xilo  
2.0 striped  
black (18.04)

LEGNO SELECTION



337  
Olmo  
americano



048  
Noce colore

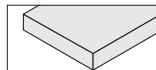


093  
Noce  
canaletto U.S.



101  
Rovere  
affumicato

LEGNO EXCLUSIVE



077  
Fossil oak

# UPPER BOISERIE

FINITURE REALIZZABILI - PIANI

TIPOLOGIE LAVABI



SOPRAPIANO  
da appoggio



SOPRAPIANO  
da incasso



SOTTOPIANO  
da incasso



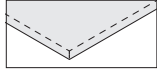
FILOPIANO  
stampato

FINITURA PIANI

COLORI / ESSENZE

LAVABI

SILCOLAK - H 20 mm



521  
Bianco  
Siberia



523  
Ostrica



524  
Grigio Lulon



525  
Ghiaia



526  
Fieno



527  
Corda



528  
Limo



529  
Ardesia



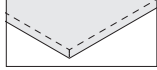
530  
Abisso



531  
Nero Intenso



ECOLAK - H 20 mm



510  
Bianco artico



129  
Magnolia



513  
Nuvola



024  
Ciottolo



512  
Avena



025  
Ecrù



023  
Fango



515  
Basalto



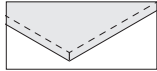
517  
Carbone



027  
Nero



LEGNO



049  
Rovere



033  
Rovere  
cenere



076  
Rovere grafite



334  
Ecowood Xilo  
2.0 planked  
sand (18.22)



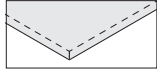
335  
Ecowood Xilo  
2.0 planked  
grey (18.23)



333  
Ecowood Xilo  
2.0 striped  
black (18.04)



LEGNO SELECTION



337  
Olmo  
americano



048  
Noce colore



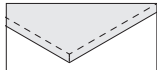
093  
Noce  
canaletto U.S.



101  
Rovere  
affumicato



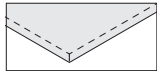
LEGNO EXCLUSIVE



077  
Fossil oak



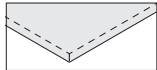
CORIAN® - H 20 mm



173  
Bianco



PIETRA - MARMO - GRANITO - H 20 mm



240  
Marmo bianco  
Carrara



250  
Pietra Serena



257  
Quarzite  
Silver



199  
Granito Nero  
Assoluto  
Zimbabwe



261  
Marmo  
Emperador  
Dark



254  
Granito Black  
Cosmic



260  
Marmo Grey  
Stone



259  
Quarzite  
Calacatta



273  
Pietra d'Avola



274  
Pietra Crema  
d'Orcia



266  
Marmo bianco  
Carrara  
Lithoverde®

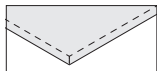


265  
Marmo Gris  
du Marais  
Lithoverde®



267  
Pietra d'Avola  
Lithoverde®

COMPOSITO MDI - H 20 mm



233  
Bianco



234  
Cammello



236  
Visone



237  
Grigio



238  
Nero



231  
Devon



232  
Surrey



# UPPER BOISERIE

Design Piero Lissoni + C.R.S. Boffi

Modular wall panelling system composed of back panels installed on aluminium bearing structure.

Each composition is extremely tailor made and can be completed with wall hung washbasin or storage base units (UPPER UNITS), wall units with hinged door and glass side panels, shelves and mirrors.

The UPPER UNITS wall hung base units without handle have 45° bevelled front and finished panels.

The opening of the doors (only pull-out version) is allowed thanks to the lower grip of front.

Thickness of the top is hidden by the triple joint at 45° of the door, side panel and countertop bevelled edges.

The UPPER UNITS wall hung base units are available in open-faced version with drawer (cabinet in finish).

WARNING! Some codes/prices will be broken down into more codes/prices during the order confirmation, the total will not vary from the price list.

## Structure

Uprights and joining structural elements in natural aluminium.

Version "with spacer" available too, in order to have a space for the passage of electrical connection/plumbing.

DEPTH: 20 mm (back panel excluded).

DEPTH INCLUDING SPACER: 122 mm (back panel excluded).

## Back panels

They are in finish and fixed to aluminium structure.

Finishes: Easylak+, Silcolak, Ecolak, Wood veneer, Stone / Marble / Granite / MDI composite, mirror.

THICKNESS: 12 / 13 mm.

## Shelves

They are in finish and fixed to aluminium structure.

Finishes: Easylak+, Silcolak, Ecolak, Wood veneer.

THICKNESS: 12 mm.

DEPTH: 100 / 200 mm.

## Top (1)

Tops have 45° edges on 3 sides, to match upper edges of front and end panels in finish, in order to make the top thickness not visible.

THICKNESS: 20 mm.

DEPTH: 560 mm.

COMPATIBLE WASHBASINS: top-mounted, built-in, under-mounted and moulded flush-mounted.

Finishes: Silcolak, Ecolak, Wood veneer, Corian®, Stone / Marble / Granite / MDI composite.

## Units (2)

It's made of 19 mm thick wood particle board panels, waterproof (class V100), with low formaldehyde emission (class E1, CARB P2 / TSCA Title VI certified), treated with high performance melamine resin.

Front and back edges in ABS, same colour.

SIDE PANEL HEIGHT: 140 / 285 mm.

HEIGHT INCLUDING DOOR: 160 / 305 mm.

SIDE PANEL DEPTH: 540 mm.

DEPTH INCLUDING DOOR: 560 mm.

TOTAL DEPTH (WITH FRONT PANEL AND STRUCTURE): 580 mm.

MODULE WIDTH: 600 - 900 - 1200 mm.

## Drawers (3)

LEGRABOX series with sides and back in varnished matt black metal.

Black melamine-coated bottom.

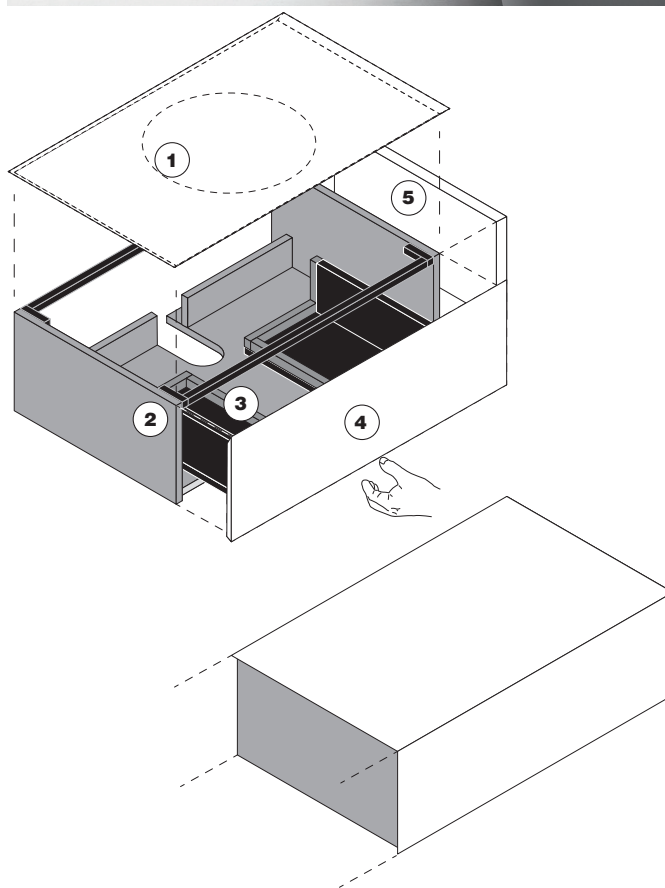
The open-faced units with finished drawer are the only cabinets equipped with totally extractable MOVENTO runners, with soft-close BLUMOTION device.

The drawers are compatible with DOMESTICI or ONDA internal accessories, depth 372 mm.

## Front panels (4)

They are in finish, 20 mm. thick, with upper and end bevelled edges.

Finishes: Easylak+, Silcolak, Ecolak, Wood veneer, Corian®, Stone / Marble / Granite / MDI composite.



## End panels (5)

They are in finish, 20 mm. thick, with upper and end bevelled edges.

Finishes: Easylak+, Silcolak, Ecolak, Wood veneer, Corian®, Stone / Marble / Granite / MDI composite.

## Wall display units

Shelves and internal dividers in finish (12 / 23 mm. thickness).

Glass side panels with matt black painted aluminium upper and lower profiles.

AMV frame in black anodised aluminium. The silk-screened glass is along the perimeter and glued on frame.

Finishes of shelves: Easylak+, Silcolak, Ecolak, veneered wood.

Finishes of internal back panels: Easylak+, Silcolak, Ecolak, veneered wood, microfiber, fabric, bonded leather, leather, stone / marble / granite / MDI composite.

Glass colour: transparent extralight, transparent smoked grey.

DOOR / SIDE PANEL HEIGHT: 600 / 1177 mm.

SIDE PANEL DEPTH: 200 mm.

DOOR THICKNESS: 23 mm.

MODULE WIDTH: 450 / 600 mm.



# UPPER BOISERIE

FEASIBLE FINISHES - CABINETS

MELAMINE-COATED  
CARCASS



606  
Elm (open-pore effect)



610  
Thermo-treated larch wood (open-pore effect)



608  
Grey-graphite oak (open-pore effect)

FRONT PANEL AND OPEN-FACED BASE UNIT FINISH

COLOURS / SPECIES

## EASYLAK+



506  
Cortina white



507  
Leeds grey

## SILCOLAK



521  
Siberia white



523  
Oyster-pearl



524  
Luton grey



525  
Gravel grey



526  
Hay



527  
Rope-colour



528  
Silt



529  
Slate grey



530  
Abyss black



531  
Jet black

## ECOLAK



510  
Arctic white



129  
Magnolia



513  
Cloud colour



024  
Pebble grey



512  
Oat colour



025  
Ecrú



023  
Mud



515  
Basalt grey



517  
Charcoal



027  
Black

## WOOD



049  
Oak



033  
Ash-grey oak



076  
Grey-graphite oak



334  
Ecowood Xilo 2.0 planked sand (18.22)



335  
Ecowood Xilo 2.0 planked grey (18.23)



333  
Ecowood Xilo 2.0 striped black (18.04)

## WOOD SELECTION



337  
American elm



048  
Core walnut

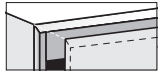


093  
Canaletto walnut U.S.



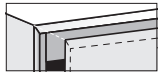
101  
Smoked oak

## WOOD EXCLUSIVE



077  
Fossil oak

## CORIAN®



173  
White

## STONE - MARBLE - GRANITE



240  
White Carrara marble



250  
Serena stone



257  
Quartzite Silver



199  
Absolute black Zimbabwe granite



261  
Emperador Dark marble



254  
Black Cosmic granite



260  
Grey Stone marble



259  
Quartzite Calacatta



273  
Pietra d'Avola stone



274  
Pietra Crema d'Orcia stone



266  
White Carrara marble Lithoverde®



265  
Gris du Marais marble Lithoverde®



267  
Pietra d'Avola stone Lithoverde®

## MDI COMPOSITE



233  
White



234  
Camel



236  
Mink



237  
Grey



238  
Black



231  
Devon



232  
Surrey

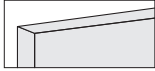
# UPPER BOISERIE

FEASIBLE FINISHES - BACK PANELS

BACK PANEL  
FINISH

COLOURS / SPECIES

## EASYLAK+

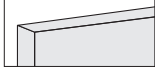


506  
Cortina white



507  
Leeds grey

## SILCOLAK



521  
Siberia white



523  
Oyster-pearl



524  
Luton grey



525  
Gravel grey



526  
Hay



527  
Rope-colour



528  
Silt



529  
Slate grey



530  
Abyss black



531  
Jet black

## ECOLAK



510  
Arctic white



129  
Magnolia



513  
Cloud colour



024  
Pebble grey



512  
Oat colour



025  
Écru



023  
Mud



515  
Basalt grey



517  
Charcoal



027  
Black

## WOOD



049  
Oak



033  
Ash-grey oak



076  
Grey-graphite oak



334  
Ecowood Xilo  
2.0 planked  
sand (18.22)



335  
Ecowood Xilo  
2.0 planked  
grey (18.23)



333  
Ecowood Xilo  
2.0 striped  
black (18.04)

## WOOD SELECTION



337  
American elm



048  
Core walnut

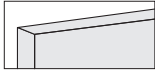


093  
Canaletto  
walnut U.S.



101  
Smoked oak

## WOOD EXCLUSIVE



077  
Fossil oak

## STONE - MARBLE - GRANITE



270  
White Carrara  
marble RAW



268  
Crema  
d'Orcia stone  
RAW



269  
Pietra d'Avola  
stone RAW



266  
White Carrara  
marble  
Lithoverde®



265  
Gris du  
Marais marble  
Lithoverde®



267  
Pietra  
d'Avola stone  
Lithoverde®

## MDI COMPOSITE



233  
White



234  
Camel



236  
Mink



237  
Grey



238  
Black



231  
Devon



232  
Surrey



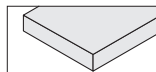
# UPPER BOISERIE

FEASIBLE FINISHES - SHELVES

## SHELF FINISH

## COLOURS / SPECIES

### EASYLAK+

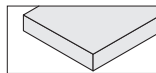


506  
Cortina white



507  
Leeds grey

### SILCOLAK



521  
Siberia white



523  
Oyster-pearl



524  
Luton grey



525  
Gravel grey



526  
Hay



527  
Rope-colour



528  
Silt



529  
Slate grey

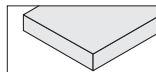


530  
Abyss black



531  
Jet black

### ECOLAK



510  
Arctic white



129  
Magnolia



513  
Cloud colour



024  
Pebble grey



512  
Oat colour



025  
Écru



023  
Mud



515  
Basalt grey

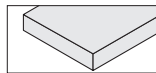


517  
Charcoal



027  
Black

### WOOD



049  
Oak



033  
Ash-grey oak



076  
Grey-graphite  
oak



334  
Ecowood Xilo  
2.0 planked  
sand (18.22)

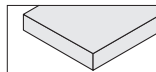


335  
Ecowood Xilo  
2.0 planked  
grey (18.23)



333  
Ecowood Xilo  
2.0 striped  
black (18.04)

### WOOD SELECTION



337  
American elm



048  
Core walnut

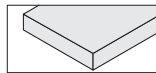


093  
Canaletto  
walnut U.S.



101  
Smoked oak

### WOOD EXCLUSIVE



077  
Fossil oak

# UPPER BOISERIE

FEASIBLE FINISHES - TOPS

WASHBASIN  
TYPOLOGIES



TOP-  
MOUNTED



BUILT-IN



UNDER-  
MOUNTED



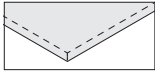
moulded  
FLUSH-  
MOUNTED

TOPS FINISH

COLOURS / SPECIES

WASHBASINS

SILCOLAK - H 20 mm



521  
Siberia white



523  
Oyster-pearl



524  
Luton grey



525  
Gravel grey



526  
Hay



527  
Rope-colour



528  
Silt



529  
Slate grey



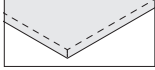
530  
Abyss black



531  
Jet black



ECOLAK - H 20 mm



510  
Arctic white



129  
Magnolia



513  
Cloud colour



024  
Pebble grey



512  
Oat colour



025  
Ecreu



023  
Mud



515  
Basalt grey



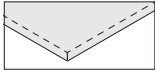
517  
Charcoal



027  
Black



WOOD



049  
Oak



033  
Ash-grey oak



076  
Grey-graphite oak



334  
Ecowood Xilo  
2.0 planked  
sand (18.22)



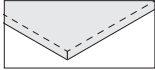
335  
Ecowood Xilo  
2.0 planked  
grey (18.23)



333  
Ecowood Xilo  
2.0 striped  
black (18.04)



WOOD SELECTION



337  
American elm



048  
Core walnut



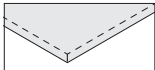
093  
Canaletto  
walnut U.S.



101  
Smoked oak



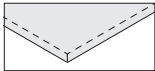
WOOD EXCLUSIVE



077  
Fossil oak



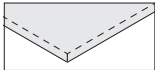
CORIAN® - H 20 mm



173  
White



STONE - MARBLE - GRANITE - H 20 mm



240  
White Carrara  
marble



250  
Serena stone



257  
Quartzite  
Silver



199  
Absolute black  
Zimbabwe  
granite



261  
Emperador  
Dark marble



254  
Black Cosmic  
granite



260  
Grey Stone  
marble



259  
Quartzite  
Calacatta



273  
Pietra d'Avola  
stone



274  
Pietra Crema  
d'Orcia stone



266  
White Carrara  
marble  
Lithoverde®



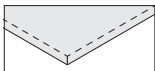
265  
Gris du  
Marais marble  
Lithoverde®



267  
Pietra  
d'Avola stone  
Lithoverde®



MDI COMPOSITE - H 20 mm



233  
White



234  
Camel



236  
Mink



237  
Grey



238  
Black



231  
Devon



232  
Surrey



# UPPER BOISERIE

Design Piero Lissoni + C.R.S. Boffi

Système modulaire de boiseries murales, réalisé avec panneaux de fond installés sur structure portante en aluminium.

Chaque composition peut être très personnalisée et peut être complétée par des bases suspendues porte-lavabo ou pour utilisation de stockage (UPPER UNITS), éléments hauts avec porte à battant et côtés en verre, tablettes et miroirs.

Les bases suspendues UPPER UNITS, sans poignée, sont caractérisées par des façades et panneaux finis avec chanfrein à 45°.

L'ouverture des façades (uniquement extractibles) s'effectue grâce à la préhension de la partie inférieure de la façade.

Le chanfrein supérieur à 45° présent sur des façades et panneaux latéraux permet de loger le plan (lui aussi chanfreiné à 45°) sans percevoir l'épaisseur.

Les bases suspendues UPPER UNITS sont disponibles également dans la variante ouverte avec tiroir (caisson réalisé selon les finitions disponibles).

ATTENTION! Dans la confirmation de commande, certains codes seront subdivisés en plusieurs codes. La somme des prix individuels correspondra au prix indiqué sur le tarif.

## Structure

Montants et traverses de raccordement en aluminium naturel.

Disponibles également dans la variante "avec entretoise" pour obtenir un espace technique pour le passage installations.

PROFONDEUR: 20 mm (sauf panneau de fond).

PROFONDEUR AVEC ENTRETOISE: 122 mm (sauf panneau de fond).

## Panneaux de fond

Réalisés selon les finitions disponibles et fixés à la structure en aluminium.

Finitions: Easylak+, Silcolak, Ecolak, Bois plaqué, Pierre / Marbre / Granite / Composite MDI, miroir.

ÉPAISSEUR: 12 / 13 mm.

## Tablettes

Réalisées selon les finitions disponibles et fixées à la structure en aluminium.

Finitions: Easylak+, Silcolak, Ecolak, Bois plaqué.

ÉPAISSEUR: 12 mm.

PROFONDEUR: 100 / 200 mm.

## Plan (1)

Réalisé avec chanfrein à 45° sur tous les côtés pour permettre la juxtaposition escamotable sur les chanfreins supérieurs des meubles.

ÉPAISSEUR: 20 mm.

PROFONDEUR: 560 mm.

LAVABOS COMPATIBLES: sur plan d'appui, sur plan à encastrer, sous plan à encastrer et affleurant moulé.

Finitions: Silcolak, Ecolak, Bois plaqué, Corian®, Pierre / Marbre / Granite / Composite MDI.

## Caissons (2)

Réalisé en panneaux de particules de bois d'épaisseur 19 mm, hydrofuges (classe V100), à faible teneur en formaldéhyde (certificat classe E1 / CARB P2 / TSCA Title VI) mélaminé avec papiers à haute densité traités avec des résines mélaminiques.

Chant avant et arrière en ABS de la même couleur.

HAUTEUR CÔTÉ: 140 / 285 mm.

HAUTEUR AVEC FAÇADE: 160 / 305 mm.

PROFONDEUR CÔTÉ: 540 mm.

PROFONDEUR AVEC FAÇADE: 560 mm.

PROFONDEUR TOTALE (AVEC FAÇADE ET STRUCTURE): 580 mm.

LARGEUR MODULE: 600 - 900 - 1200 mm.

## Tiroirs (3)

Système LEGRABOX, avec rebords latéraux et arrière en métal peint en couleur noir mat.

Fond en mélaminé noir.

Pour les seuls caissons ouverts avec tiroir selon les finitions disponibles sont utilisées des glissières système MOVENTO à extraction totale, avec dispositif de fermeture ralentie BLUMOTION.

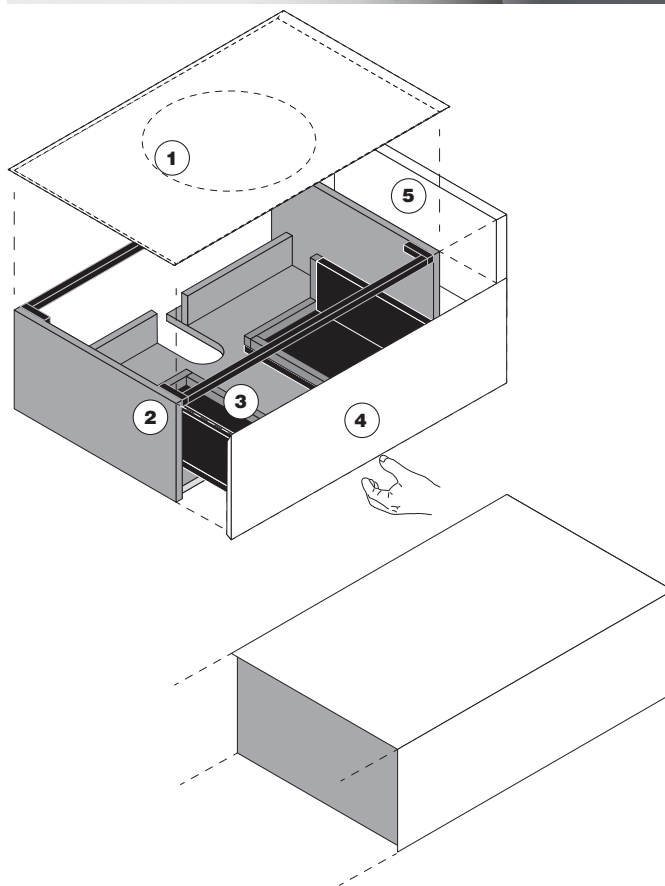
Les tiroirs sont compatibles avec accessoires internes série DOMESTICI ou série ONDA de profondeur 372 mm.

## Façades (4)

Réalisés selon les finitions disponibles, épaisseur 20 mm, avec chanfrein supérieur et d'extrémité.

Finitions: Easylak+, Silcolak, Ecolak, Bois plaqué, Corian®, Pierre / Marbre / Granite / Composite MDI.

02/2022



## Panneaux d'extrémité (5)

Réalisés selon les finitions disponibles, épaisseur 20 mm, avec chanfrein supérieur et d'extrémité.

Finitions: Easylak+, Silcolak, Ecolak, Bois plaqué, Corian®, Pierre / Marbre / Granite / Composite MDI.

## Éléments hauts vitrine.

Tablettes et séparateurs internes réalisés selon finitions disponibles (épaisseur 12 / 23 mm).

Côtés latéraux en verre avec profils supérieur et inférieur en aluminium peint noir mat. Portes réalisées sur cadre périphérique AMW en aluminium anodisé noir. Verre avec sérigraphie périphérique collé au cadre.

Finitions tablettes Easylak+, Silcolak, Ecolak, Bois plaqué.

Finitions façades internes: Easylak+, Silcolak, Ecolak, Bois plaqué, Microfibre, Tissu, Cuir reconditionné, Cuir, Pierre / Marbre / Granite / Composite MDI.

Couleur verre: extralight transparent, transparent fumé gris.

HAUTEUR FAÇADE / CÔTÉ: 600 / 1177 mm.

PROFONDEUR CÔTÉ: 200 mm.

ÉPAISSEUR PORTE: 23 mm.

LARGEUR MODULE: 450 / 600 mm.

# UPPER BOISERIE

FINITIONS RÉALISABLES - MEUBLES

CAISSON MÉLAMINÉ




606  
Orme (effet  
pores  
ouverts)

610  
Mélèze  
thermique  
(effet pores  
ouverts)

608  
Chêne  
graphite  
(effet pores  
ouverts)

FINITION FAÇADES  
ET BASES OUVERTES COULEURS / ESSENCES


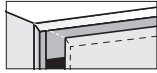
## EASYLAK+



506  
Blanc Cortina

507  
Gris Leeds

## SILCOLAK



521  
Blanc Sibérie

523  
Hûître

524  
Gris Luton

525  
Gravier

526  
Foin

527  
Corde


528  
Limon

529  
Ardoise

530  
Noir abysse

531  
Noir intense

## ECOLAK



510  
Blanc arctique

129  
Magnolia

513  
Nuage

024  
Galet

512  
Avoine

025  
Ecrû


023  
Boue

515  
Basalte

517  
Charbon

027  
Noir

## BOIS



049  
Chêne

033  
Chêne cendré  
gris

076  
Chêne  
graphite

334  
Ecowood Xilo  
2.0 planked  
sand (18.22)

335  
Ecowood Xilo  
2.0 planked  
grey (18.23)

333  
Ecowood Xilo  
2.0 striped  
black (18.04)

## BOIS SELECTION



337  
Orme  
Américain

048  
Cœur de  
noyer

093  
Noyer  
"canaletto"  
U.S.

101  
Chêne fumé

## BOIS EXCLUSIVE




077  
Fossil oak

## CORIAN®



173  
Blanc

## PIERRE - MARBRE - GRANITE



240  
Marbre blanc  
Carrara

250  
Pierre Serena

257  
Quartzite  
Silver

199  
Granite  
Noir Absolu  
Zimbabwe

261  
Marbre  
Emperador  
Dark

254  
Granite Black  
Cosmic

260  
Marbre Grey  
Stone

259  
Quartzite  
Calacatta

273  
Pietra d'Avola



274  
Pierre Crema  
d'Orcia

266  
Marbre blanc  
Carrara  
Lithoverde®

265  
Marbre Gris  
du Marais  
Lithoverde®

267  
Pietra d'Avola  
Lithoverde®

## COMPOSITE MDI



233  
Blanc

234  
Chameau

236  
Vison

237  
Gris

238  
Noir

231  
Devon

232  
Surrey

# UPPER BOISERIE

FINITIONS RÉALISABLES - PANNEAUX DE FOND

FINITION PANNEAUX  
DE FOND


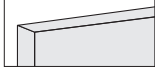
COULEURS / ESSENCES

## EASYLAK+




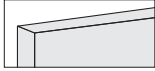
506 Blanc Cortina  
507 Gris Leeds

## SILCOLAK




521 Blanc Sibérie  
523 Hûître  
524 Gris Luton  
525 Gravier  
526 Foin  
527 Corde  
528 Limon  
529 Ardoise  
530 Noir abysse  
531 Noir intense

## ECOLAK



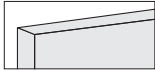
510 Blanc arctique  
129 Magnolia  
513 Nuage  
024 Galet  
512 Avoine  
025 Écru  
023 Boue  
515 Basalte  
517 Charbon  
027 Noir

## BOIS



049 Chêne  
033 Chêne cendré gris  
076 Chêne graphite  
334 Ecwood Xilo 2.0 planked sand (18.22)  
335 Ecwood Xilo 2.0 planked grey (18.23)  
333 Ecwood Xilo 2.0 striped black (18.04)

## BOIS SELECTION



337 Orme Américain  
048 Cœur de noyer  
093 Noyer "canaletto" U.S.  
101 Chêne fumé

## BOIS EXCLUSIVE



077 Fossil oak

## PIERRE - MARBRE - GRANITE



270 Marbre Blanc Carrara RAW  
268 Pierre Crema d'Orcia RAW  
269 Pietra d'Avola RAW  
266 Marbre blanc Carrara Lithoverde®  
265 Marbre Gris du Marais Lithoverde®  
267 Pietra d'Avola Lithoverde®

## COMPOSITE MDI



233 Blanc  
234 Chameau  
236 Vison  
237 Gris  
238 Noir  
231 Devon  
232 Surrey

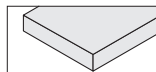
# UPPER BOISERIE

FINITIONS RÉALISABLES - TABLETTES

FINITION  
TABLETTES

COULEURS / ESSENCES

## EASYLAK+

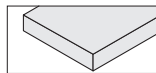


506  
Blanc Cortina



507  
Gris Leeds

## SILCOLAK



521  
Blanc Sibérie



523  
Huître



524  
Gris Luton



525  
Gravier



526  
Foin



527  
Corde



528  
Limon



529  
Ardoise

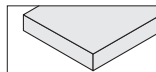


530  
Noir abysse



531  
Noir intense

## ECOLAK



510  
Blanc arctique



129  
Magnolia



513  
Nuage



024  
Galet



512  
Avoine



025  
Écru



023  
Boue



515  
Basalte

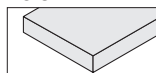


517  
Charbon



027  
Noir

## BOIS



049  
Chêne



033  
Chêne cendré  
gris



076  
Chêne  
graphite



334  
Ecowood Xilo  
2.0 planked  
sand (18.22)

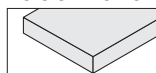


335  
Ecowood Xilo  
2.0 planked  
grey (18.23)



333  
Ecowood Xilo  
2.0 striped  
black (18.04)

## BOIS SELECTION



337  
Orme  
Américain



048  
Cœur de  
noyer

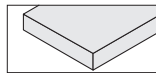


093  
Noyer  
"canaletto"  
U.S.



101  
Chêne fumé

## BOIS EXCLUSIVE



077  
Fossil oak



# UPPER BOISERIE

FINITIONS RÉALISABLES - PLANS

TYPOLOGIES LAVABOS



SUR PLAN  
d'appui



SUR PLAN à  
encastrer



SOUS PLAN  
à encastrer



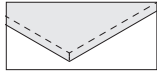
AFFLEURANT  
moulé

FINITION PLANS

COULEURS / ESSENCES

LAVABOS

SILCOLAK - H 20 mm



521  
Blanc Sibérie



523  
Huître



524  
Gris Luton



525  
Gravier



526  
Foin



527  
Corde



528  
Limon



529  
Ardoise



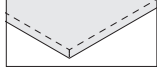
530  
Noir abysses



531  
Noir intense



ECOLAK - H 20 mm



510  
Blanc arctique



129  
Magnolia



513  
Nuage



024  
Galet



512  
Avoine



025  
Ecrû



023  
Boue



515  
Basalte



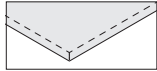
517  
Charbon



027  
Noir



BOIS



049  
Chêne



033  
Chêne cendré  
gris



076  
Chêne  
graphite



334  
Ecowood Xilo  
2.0 planked  
sand (18.22)



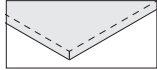
335  
Ecowood Xilo  
2.0 planked  
grey (18.23)



333  
Ecowood Xilo  
2.0 striped  
black (18.04)



BOIS SELECTION



337  
Orme  
Américain



048  
Cœur de  
noyer



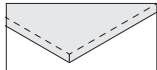
093  
Noyer  
"canaletto"  
U.S.



101  
Chêne fumé



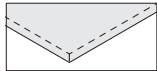
BOIS EXCLUSIVE



077  
Fossil oak



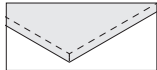
CORIAN® - H 20 mm



173  
Blanc



PIERRE - MARBRE - GRANITE - H 20 mm



240  
Marbre blanc  
Carrara



250  
Pierre Serena



257  
Quartzite  
Silver



199  
Granite  
Noir Absolu  
Zimbabwe



261  
Marbre  
Emperador  
Dark



254  
Granite Black  
Cosmic



260  
Marbre Grey  
Stone



259  
Quartzite  
Calacatta



273  
Pietra d'Avola



274  
Pierre Crema  
d'Orcia



266  
Marbre blanc  
Carrara  
Lithoverde®



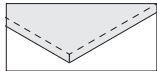
265  
Marbre Gris  
du Marais  
Lithoverde®



267  
Pietra d'Avola  
Lithoverde®



COMPOSITE MDI - H 20 mm



233  
Blanc



234  
Chameau



236  
Vison



237  
Gris



238  
Noir



231  
Devon



232  
Surrey



# UPPER BOISERIE

Design Piero Lissoni + C.R.S. Boffi

Modulares Wandpaneelsystem aus Rückwänden auf Aluminiumgestell installiert. Jede Komposition ist extrem maßgeschneidert und kann mit Hänge-Unterschrank für Waschbecken oder Vorrats-Unterschrank (UPPER UNITS), Oberschränken mit Tür und Seitenteilen aus Glas, Regalen und Spiegeln ergänzt werden.

Die Hänge-Unterschrank UPPER UNITS, ohne Griff, haben Fronten und Paneelen in Ausführung, mit Abkantung 45°.

Die Fronten (nur ausziehbare Version) lassen sich mithilfe des unteren Handgriffs des Schrankes öffnen.

Die 45°-Oberabkantung der Front- und Seitenpaneelen ermöglicht den Einbau der Waschtischplatte (mit 45°-Kanten), ohne ihre Dicke zu sehen.

Die Hänge-Unterschrank UPPER UNITS sind auch in der offenen Version mit Schublade erhältlich (Schrankelement in Ausführung).

ACHTUNG! In der Auftragsbestätigung wird einige Codes/Preise in mehrere Codes/Preise aufgeschlüsselt. Die Summe der Einzelpreise entspricht dem Listenpreis.

## Struktur

Montageprofile und Verbindungsleiste in Aluminium.

Erhältlich auch die Version mit Distanzhalter, um den Platz für den Durchgang von Anschlussleitungen zu erhalten.

TIEFE: 20 mm (zzgl. Rückwand).

TIEFE MIT DISTANZHALTER: 122 mm (zzgl. Rückwand).

## Rückwände

In Ausführung und an der Aluminiumstruktur befestigt.

Ausführungen: Easylak+, Silcolak, Ecolak, Furnierholz, Stein / Marmor / Granit / Agglomerat MDI, Spiegel.

STÄRKE: 12 / 13 mm.

## Regale

In Ausführung und an der Aluminiumstruktur befestigt.

Ausführungen: Easylak+, Silcolak, Ecolak, Furnierholz.

STÄRKE: 12 mm.

TIEFE: 100 / 200 mm.

## Waschtischplatte (1)

Aus an 3 Seiten 45° gewinkelter Platte, um den Einsatz zwischen den oberen Abkantungen des Möbels zu ermöglichen.

STÄRKE: 20 mm.

TIEFE: 560 mm

KOMPATIBLE WASHBECKEN: Aufsatz-, Einbau- von oben, Unterbau- und flächenbündige formgepresste Waschbecken.

Ausführungen: Silcolak, Ecolak, Furnierholz, Corian®, Stein / Marmor / Granit / Agglomerat MDI.

## Schränkelemente (2)

Aus Spanplatte, Stärke 19 mm, wasserabweisend (Klasse V100), mit niedrigem Formaldehydgehalt (zertifiziert Klasse E1, CARB P2 / TSCA Title VI) mit Melaminharzbeschichtung mit hoher Dichte.

Vordere und rückseitige Kante aus ABS in Ausführung.

SEITENTEIL HÖHE: 140 / 285 mm.

HÖHE MIT FRONTPANEEL: 160 / 305 mm.

SEITENTEIL TIEFE: 540 mm.

TIEFE MIT FRONTPANEEL: 560 mm.

TOTALE TIEFE (MIT FRONTPANEEL UND GESTELL): 580 mm.

ELEMENTENBREITE: 600 - 900 - 1200 mm.

## Schubladen (3)

System LEGRABOX mit seitlichen und rückseitigen Blenden aus mattschwarz lackiertem Metall.

Boden mit Melaminharzbeschichtung schwarz.

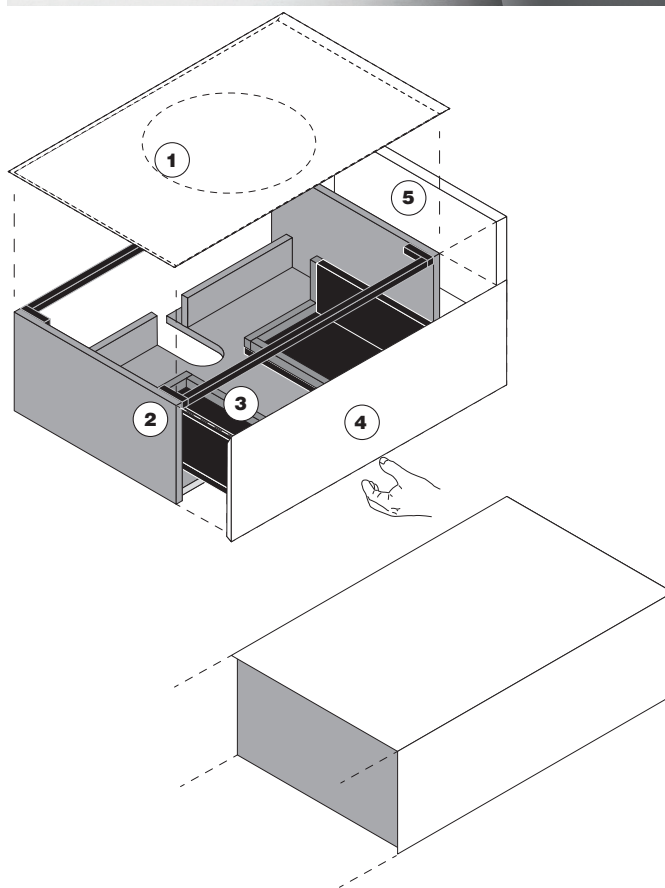
Nur die offenen Schränke mit Schublade in Ausführung sind mit Vollauszugsschienen MOVENTO, mit kontrolliertem Schließsystem BLUMOTION ausgestattet.

Die Schubladen sind kompatibel mit Zubehör Serie DOMESTICI oder ONDA, T: 372 mm.

## Frontpaneel (4)

In Ausführung, Stärke 20 mm, mit Abschrägung oben und am Ende.

Ausführungen: Easylak+, Silcolak, Ecolak, Furnierholz, Corian®, Stein / Marmor / Granit / Agglomerat MDI.



## Abschlusspaneel (5)

In Ausführung, Stärke 20 mm, mit Abschrägung oben und am Ende.

Ausführungen: Easylak+, Silcolak, Ecolak, Furnierholz, Corian®, Stein / Marmor / Granit / Agglomerat MDI.

## Glasoberschranke

Regale und Innenunterteilungen in Ausführung (St. 12 / 23 mm).

Glasseitenteile mit schwarz lackierten oberen und unteren Aluminiumprofilen. AMV-Rahmen aus schwarz eloxiertem Aluminium. Das siebgedruckte Glas befindet sich am Umfang und ist auf den Rahmen geklebt.

Ausführungen Regale: Easylak+, Silcolak, Ecolak, Furnierholz.

Ausführungen Innenrückwände: Easylak+, Silcolak, Ecolak, Furnierholz, Mikrofaser, Stoff, Lederfaserstoff, Leder, Stein / Marmor / Granit / Agglomerat MDI.

Glasfarbe: Extralight transparent, Rauchgrau transparent.

TÜR / SEITENTEIL HÖHE: 600 / 1177 mm.

SEITENTEIL TIEFE: 200 mm.


STÄRKE TÜR: 23 mm.

ELEMENTENBREITE: 450 / 600 mm.

# UPPER BOISERIE

ERHÄLTICHE AUSFÜHRUNGEN - ELEMENTE

MELAMINBESCHICHTETES  
SCHRANKELEMENT



606  
Ulme (Effekt  
offenporig)


610  
Thermoholz  
Lärche (Effekt  
offenporig)

608  
Eiche  
grafitgrau  
(Effekt  
offenporig)

AUSFÜHRUNG FRONTEN UND  
OFFENE UNTERSCHRÄNKE

FARBEN / HOLZARTEN


## EASYLAK+



506  
Weiß Cortina

507  
Grau Leeds

## SILCOLAK



521  
Weiß Sibirien

523  
Perlweiß

524  
Grau Luton

525  
Grau Schotter

526  
Heu

527  
Naturfarben


528  
Schlamm

529  
Ardoise

530  
Völlig schwarz

531  
Tiefschwarz

## ECOLAK



510  
Arktischweiß

129  
Magnolie

513  
Wolkenfarben

024  
Kieselgrau

512  
Haferfarben

025  
Ekrü


023  
Lehm Braun

515  
Basaltgrau

517  
Kohlenschwarz

027  
Schwarz

## HOLZ



049  
Eiche

033  
Eiche  
Aschgrau

076  
Eiche  
Grafitgrau

334  
Ecowood Xilo  
2.0 planked  
sand (18.22)

335  
Ecowood Xilo  
2.0 planked  
grey (18.23)

333  
Ecowood Xilo  
2.0 striped  
black (18.04)

## HOLZ SELECTION



337  
Amerikanische  
Ulme

048  
Kern-  
Nussbaum

093  
Nussbaum  
Canaletto  
U.S.

101  
Räuchereiche

## HOLZ EXCLUSIVE




077  
Fossil oak

## CORIAN®



173  
Weiß

## STEIN - MARMOR - GRANIT



240  
Carrara-  
Marmor weiß

250  
Stein Serena

257  
Quarzit Silver

199  
Granit  
Tiefschwarz  
Zimbabwe

261  
Marmor  
Emperador  
Dark

254  
Granit Black  
Cosmic

260  
Marmor Grey  
Stone

259  
Quarzit  
Calacatta

273  
Stein Pietra  
D'Avola



274  
Stein Crema  
d'Orcia

266  
Marmor  
weiß Carrara  
Lithoverde®

265  
Marmor Gris  
du Marais  
Lithoverde®

267  
Stein Pietra  
D'Avola  
Lithoverde®

## AGGLOMERAT MDI



233  
Weiß

234  
Kamel

236  
Nerz

237  
Grau

238  
Schwarz

231  
Devon

232  
Surrey


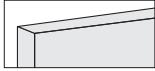
# UPPER BOISERIE

ERHÄLTICHE AUSFÜHRUNGEN - RÜCKWÄNDE


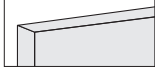
## AUSFÜHRUNG RÜCKWÄNDE

## FARBEN / HOLZARTEN

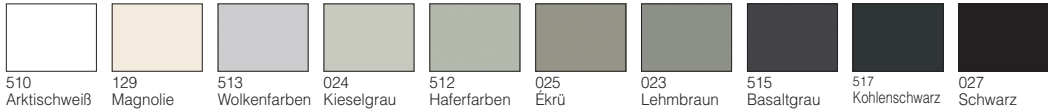
### EASYLAK+



### SILCOLAK



### ECOLAK




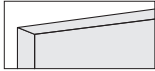
### HOLZ




### HOLZ SELECTION



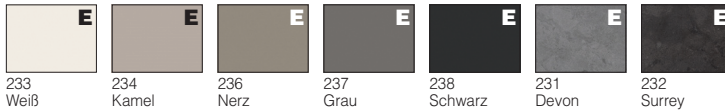
### HOLZ EXCLUSIVE



### STEIN - MARMOR - GRANIT



### AGGLOMERAT MDI



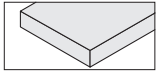
# UPPER BOISERIE

ERHÄLTICHE AUSFÜHRUNGEN - REGALBODEN

AUSFÜHRUNG  
REGALBODEN

FARBEN / HOLZARTEN

EASYLAK+

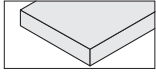


506  
Weiß Cortina



507  
Grau Leeds

SILCOLAK



521  
Weiß Sibirien



523  
Perlweiß



524  
Grau Luton



525  
Grau Schotter



526  
Heu



527  
Naturfarben



528  
Schlamm



529  
Ardoise

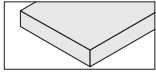


530  
Völlig schwarz



531  
Tiefschwarz

ECOLAK



510  
Arktischweiß



129  
Magnolie



513  
Wolkenfarben



024  
Kieselgrau



512  
Haferfarben



025  
Ékrü



023  
Lehm Braun



515  
Basaltgrau

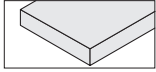


517  
Kohlschwarz



027  
Schwarz

HOLZ



049  
Eiche



033  
Eiche  
Aschgrau



076  
Eiche  
Grafitgrau



334  
Ecowood Xilo  
2.0 planked  
sand (18.22)

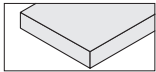


335  
Ecowood Xilo  
2.0 planked  
grey (18.23)



333  
Ecowood Xilo  
2.0 striped  
black (18.04)

HOLZ SELECTION



337  
Amerikanische  
Ulme



048  
Kern-  
Nussbaum

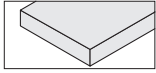


093  
Nussbaum  
Canaletto  
U.S.

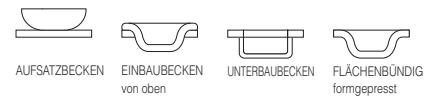


101  
Räuchereiche

HOLZ EXCLUSIVE



077  
Fossil oak

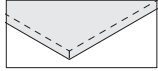


AUSFÜHRUNG  
WASCHTISCHPLATTEN

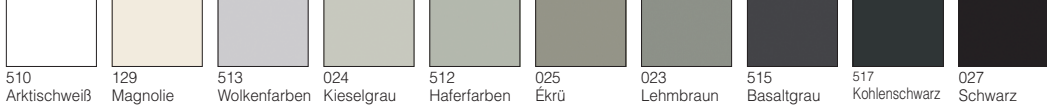
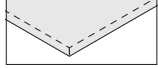
FARBEN / HOLZARTEN

WASCHBECKEN

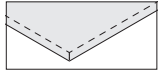
SILCOLAK - H 20 mm



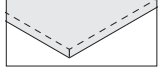
ECOLAK - H 20 mm



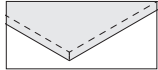
HOLZ



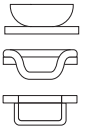
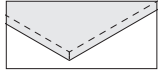
HOLZ SELECTION



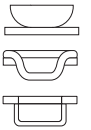

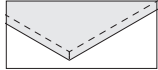
HOLZ EXCLUSIVE



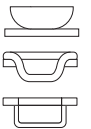
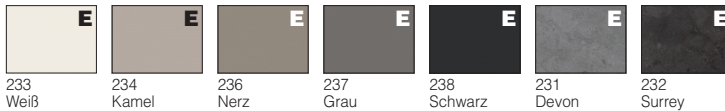
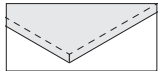
CORIAN® - H 20 mm



STEIN - MARMOR - GRANIT - H 20 mm



AGGLOMERAT MDI - H 20 mm





# UPPER BOISERIE

Design Piero Lissoni + C.R.S. Boffi

Sistema modular de boiserie de pared, realizado con traseras instaladas en estructura portante de aluminio.

Cada composición es altamente personalizable y se puede completar con muebles bajos suspendidos para lavabo o para uso almacenamiento (UPPER UNITS), muebles altos con puerta batiente y costados de vidrio, estantes y espejos.

Los muebles bajos suspendidos UPPER UNITS, sin tirador, se caracterizan por frentes y paneles en acabado con bisel de 45°.

La apertura de los frentes (sólo extraíbles) se lleva a cabo a través de empuñadura por la parte inferior del frente.

El bisel superior a 45° presente en los frentes y paneles laterales permite colocar la encimera (también biselada en 45°) sin percibir el grosor.

Los muebles bajos suspendidos UPPER UNITS están disponibles incluso en la variante abierta con cajón (mueble contenedor realizado en acabado).

¡ATENCIÓN! En la confirmación de pedido, algunos códigos serán divididos en varios códigos. La suma de cada precio corresponderá al precio indicado en el listado.

## Estructura

Montantes y travesaños de conexión de aluminio natural.

Disponible también en la variante "con distanciador" para obtener uno espacio técnico para el paso de instalaciones.

PROFUNDIDAD: 20 mm (excepto trasera).

PROFUNDIDAD CON DISTANCIADOR: 122 mm (excepto trasera).

## Traseras

Realizados en acabado y fijados a la estructura de aluminio.

Acabados: Easylak+, Silcolak, Ecolak, Madera chapada, Piedra / Mármol / Granito / Compuesto MDI, espejo.

GROSOR: 12 / 13 mm.

## Estantes

Realizados en acabado y fijadas a la estructura de aluminio.

Acabados: Easylak+, Silcolak, Ecolak, Madera chapada.

GROSOR: 12 mm.

PROFUNDIDAD: 100 / 200 mm.

## Encimera (1)

Realizada con chaflán a 45° en 3 lados para consentir su adosado escamoteable en los chaflanes superiores de los muebles.

GROSOR: 20 mm.

PROFUNDIDAD: 560 mm.

LAVABOS COMPATIBLES: sobre encimera apoyado, sobre encimera empotrado, bajo encimera empotrado y enrasado a la encimera moldeado.

Acabados: Silcolak, Ecolak, Madera chapada, Corian®, Piedra / Mármol / Granito / Compuesto MDI.

## Muebles contenedores (2)

Realizado con paneles de partículas de madera de 19 mm de grosor, hidrófugos (clase V100), con bajo contenido de formaldehído (certificado clase E1, CARB P2 / TSCA Title VI) ennoblecido con papeles de alto gramaje tratados con resinas de melamina.

Borde delantero y trasero de metal del mismo color.

ALTURA COSTADO: 140 / 285 mm.

ALTURA CON FRENTE: 160 / 305 mm.

PROFUNDIDAD COSTADO: 540 mm.

PROFUNDIDAD CON FRENTE: 560 mm.

PROFUNDIDAD TOTAL (CON FRENTE Y ESTRUCTURA): 580 mm.

ANCHURA MÓDULO: 600 - 900 - 1200 mm

## Cajones (3)

Sistema LEGRABOX, con laterales y trasera de metal pintado en color negro mate.

Fondo de madera ennoblecida negra.

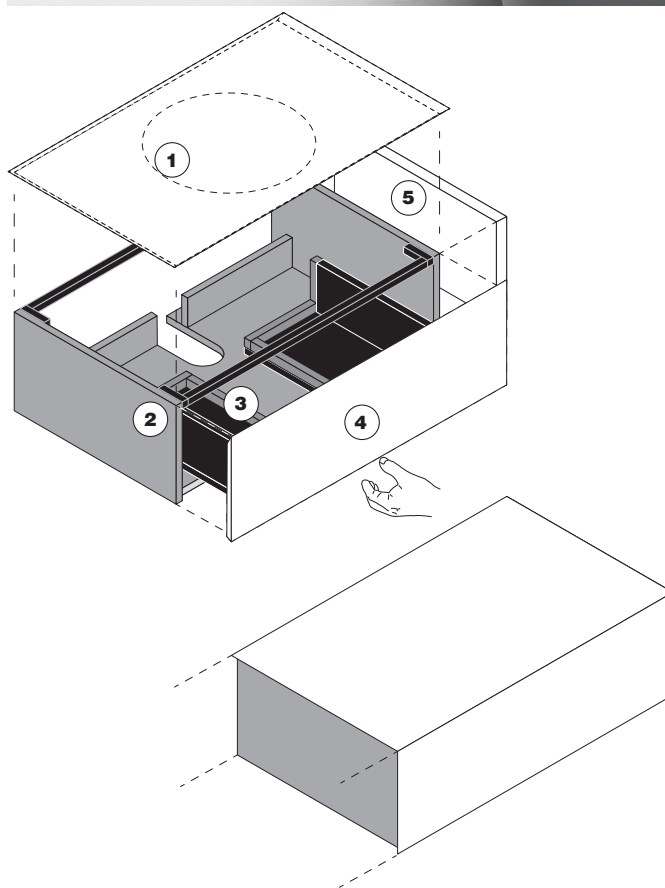
Sólo para los muebles bajos abiertos con cajón en acabado se utilizan guías sistema MOVENTO de extracción total, con dispositivo de cierre amortiguado BLUMOTION.

Los cajones son compatibles con accesorios internos serie DOMESTICI o serie ONDA de 372 mm de profundidad.

## Frentes (4)

Realizados en acabado, grosor 20 mm, con chaflán superior y terminal.

Acabados: Easylak+, Silcolak, Ecolak, Madera chapada, Corian®, Piedra / Mármol / Granito / Compuesto MDI.



## Paneles terminales (5)

Realizados en acabado, grosor 20 mm, con chaflán superior y terminal.

Acabados: Easylak+, Silcolak, Ecolak, Madera chapada, Corian®, Piedra / Mármol / Granito / Compuesto MDI.

## Muebles altos vitrina

Estantes y separadores interiores realizados en acabado (12 / 23 mm de grosor). Costados laterales en vidrio con perfiles superior e inferior de aluminio pintado negro mate.

Puertas realizadas en marco perimetral AMV de aluminio anodizado negro. Vidrio con serigrafía perimetral encolado al marco.

Acabados estantes: Easylak+, Silcolak, Ecolak, Madera chapada.

Acabados traseras interiores: Easylak+, Silcolak, Ecolak, Madera chapada, Microfibra, Tela, Piel regenerada, Piel, Piedra / Mármol / Granito / Compuesto MDI.

Color vidrio: extralight transparente, transparente ahumado gris.

ALTURA PUERTA / COSTADO: 600 / 1177 mm.

PROFUNDIDAD COSTADO: 200 mm.


GROSOR PUERTA: 23 mm.

ANCHURA MÓDULO: 450 / 600 mm.

# UPPER BOISERIE

ACABADOS REALIZABLES - MUEBLES

MUEBLE  
CONTENEDOR  
ENNOBLECIDO.



606  
Olmo (efecto  
poro abierto)

610  
Alerce  
térnico  
(efecto poro  
abierto)

608  
Roble grafito  
(efecto poro  
abierto)

ACABADO FRENTES Y

MUEBLES BAJOS ABIERTOS COLORES / MADERAS

## EASYLAK+



506  
Blanco  
Cortina



507  
Gris Leeds

## SILCOLAK



521  
Blanco  
Siberia



523  
Ostra



524  
Gris Luton



525  
Grava



526  
Heno



527  
Cuerda



528  
Limo



529  
Pizarra



530  
Negro Abismo



531  
Negro Intenso

## ECOLAK



510  
Blanco ártico



129  
Magnolia



513  
Nube



024  
Guijarro



512  
Avena



025  
Crudo



023  
Fango



515  
Basalto



517  
Carbón



027  
Negro

## MADERA



049  
Roble



033  
Roble ceniza



076  
Roble grafito



334  
Ecowood Xilo  
2.0 planked  
sand (18.22)



335  
Ecowood Xilo  
2.0 planked  
grey (18.23)



333  
Ecowood Xilo  
2.0 striped  
black (18.04)

## MADERA SELECTION



337  
Olmo  
americano



048  
Alma de  
nogal



093  
Nogal canaletto  
(americano)  
U.S.



101  
Roble  
ahumado

## MADERA EXCLUSIVE



077  
Fossil oak

## CORIAN®



173  
Blanco

## PIEDRA - MÁRMOL - GRANITO



240  
Mármol  
blanco  
Carrara



250  
Piedra Serena



257  
Cuarcita Silver



199  
Granito Negro  
Absoluto  
Zimbabwe



261  
Mármol  
Emperador  
Dark



254  
Granito Black  
Cosmic



260  
Mármol Grey  
Stone



259  
Cuarcita  
Calacatta



273  
Pietra d'Avola



274  
Piedra Crema  
d'Orcia



266  
Mármol blanco  
Carrara  
Lithoverde®



265  
Mármol Gris  
du Marais  
Lithoverde®



267  
Pietra d'Avola  
Lithoverde®

## COMPUESTO MDI



233  
Blanco



234  
Camello



236  
Visón



237  
Gris



238  
Negro



231  
Devon



232  
Surrey


# UPPER BOISERIE

ACABADOS REALIZABLES - TRASERAS

## ACABADO TRASERAS

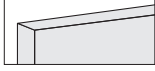
COLORES / MADERAS

### EASYLAK+



506 Blanco Cortina  
507 Gris Leeds

### SILCOLAK



521 Blanco Siberia  
523 Ostra  
524 Gris Luton  
525 Grava  
526 Heno  
527 Cuerda  
528 Limo  
529 Pizzarra  
530 Negro Abismo  
531 Negro Intenso

### ECOLAK



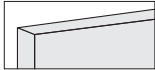
510 Blanco ártico  
129 Magnolia  
513 Nube  
024 Guijarro  
512 Avena  
025 Crudo  
023 Fango  
515 Basalto  
517 Carbón  
027 Negro

### MADERA



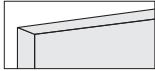
049 Roble  
033 Roble ceniza  
076 Roble grafito  
334 Ecowood Xilo 2.0 planked sand (18.22)  
335 Ecowood Xilo 2.0 planked grey (18.23)  
333 Ecowood Xilo 2.0 striped black (18.04)

### MADERA SELECTION



337 Olmo americano  
048 Alma de nogal  
093 Nogal canaletto (americano) U.S.  
101 Roble ahumado

### MADERA EXCLUSIVE



077 Fossil oak

### PIEDRA - MÁRMOL - GRANITO



270 Mármol Blanco Carrara RAW  
268 Piedra Crema d'Orcia RAW  
269 Pietra d'Avola RAW  
266 Mármol blanco Carrara Lithoverde®  
265 Mármol Gris du Marais Lithoverde®  
267 Pietra d'Avola Lithoverde®

### COMPUESTO MDI



233 Blanco  
234 Camello  
236 Visón  
237 Gris  
238 Negro  
231 Devon  
232 Surrey

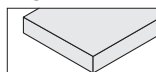
# UPPER BOISERIE

ACABADOS REALIZABLES - ESTANTES

ACABADO  
ESTANTES

COLORES / MADERAS

EASYLAK+

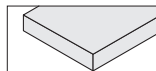


506  
Blanco  
Cortina



507  
Gris Leeds

SILCOLAK



521  
Blanco  
Siberia



523  
Ostra



524  
Gris Luton



525  
Grava



526  
Heno



527  
Cuerda



528  
Limo



529  
Pizarra

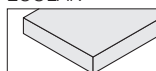


530  
Negro Abismo



531  
Negro Intenso

ECOLAK



510  
Blanco ártico



129  
Magnolia



513  
Nube



024  
Guijarro



512  
Avena



025  
Crudo



023  
Fango



515  
Basalto

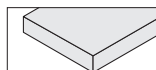


517  
Carbón



027  
Negro

MADERA



049  
Roble



033  
Roble ceniza



076  
Roble grafito



334  
Ecowood Xilo  
2.0 planked  
sand (18.22)

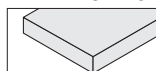


335  
Ecowood Xilo  
2.0 planked  
grey (18.23)



333  
Ecowood Xilo  
2.0 striped  
black (18.04)

MADERA SELECTION



337  
Olmo  
americano



048  
Alma de  
nogal

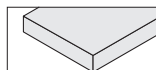


093  
Nogal canaletto  
(americano)



101  
Roble  
ahumado  
U.S.

MADERA EXCLUSIVE



077  
Fossil oak

# UPPER BOISERIE

ACABADOS REALIZABLES - ENCIMERAS

TIPOS LAVABOS



SOBRE  
ENCIMERA  
apoyado



SOBRE  
ENCIMERA  
empotrado



BAJO  
ENCIMERA  
empotrado



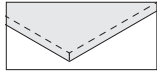
ENRASADO  
A LA  
ENCIMERA  
moldeado

ACABADO  
ENCIMERAS

COLORES / MADERAS

LAVABOS

## SILCOLAK - H 20 mm



521  
Blanco  
Siberia



523  
Ostra



524  
Gris Luton



525  
Grava



526  
Heno



527  
Cuerda



528  
Limo



529  
Pizarra



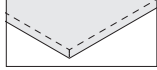
530  
Negro Abismo



531  
Negro Intenso



## ECOLAK - H 20 mm



510  
Blanco ártico



129  
Magnolia



513  
Nube



024  
Guijarro



512  
Avena



025  
Crudo



023  
Fango



515  
Basalto



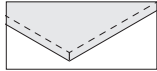
517  
Carbón



027  
Negro



## MADERA



049  
Roble



033  
Roble ceniza



076  
Roble grafito



334  
Ecowood Xilo  
2.0 planked  
sand (18.22)



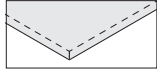
335  
Ecowood Xilo  
2.0 planked  
grey (18.23)



333  
Ecowood Xilo  
2.0 striped  
black (18.04)



## MADERA SELECTION



337  
Olmo  
americano



048  
Alma de  
nogal



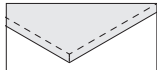
093  
Nogal canaletto  
(americano)  
U.S.



101  
Roble  
ahumado



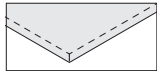
## MADERA EXCLUSIVE



077  
Fossil oak



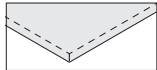
## CORIAN® - H 20 mm



173  
Blanco



## PIEDRA - MÁRMOL - GRANITO - H 20 mm



240  
Mármol  
blanco  
Carrara



250  
Piedra Serena



257  
Cuarcita Silver



199  
Granito Negro  
Absoluto  
Zimbabwe



261  
Mármol  
Emperador  
Dark



254  
Granito Black  
Cosmic



260  
Mármol Grey  
Stone



259  
Cuarcita  
Calacatta



273  
Pietra d'Avola



274  
Piedra Crema  
d'Orcia



266  
Mármol blanco  
Carrara  
Lithoverde®

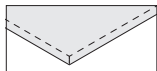


265  
Mármol Gris  
du Marais  
Lithoverde®



267  
Pietra d'Avola  
Lithoverde®

## COMPUESTO MDI - H 20 mm



233  
Blanco



234  
Camello



236  
Visón



237  
Gris



238  
Negro



231  
Devon



232  
Surrey

