

UPPER UNITS

Design Piero Lissoni + C.R.S. Boffi

Sistema modulare di basi sospese portalavabo o ad uso stoccaggio.

Le basi sospese UPPER UNITS, senza maniglia, sono caratterizzate da frontali e pannelli in finitura con smusso a 45°.

L'apertura dei frontali (solo estraibili) avviene tramite impugnatura dalla parte inferiore del frontale.

Lo smusso superiore a 45° presente su frontali e pannelli laterali consente di alloggiare il piano (anch'esso smussato a 45°) senza percepire lo spessore.

Le basi sospese UPPER UNITS sono disponibili anche nella variante a giorno con cassetto (contenitore realizzato in finitura).

Piano (1)

Realizzato con smusso a 45° su 3 lati per consentirne l'accosto a scomparsa sugli smussi superiori dei mobili.

SPESSORE: 20 mm.

PROFONDITÀ: 560 mm.

LAVABI COMPATIBILI: soprapiano da appoggio, soprapiano da incasso, sottopiano da incasso e filopiano stampato.

Finiture: Silcolak, Ecolak, Legno impiallacciato, Corian®, Pietra / Marmo / Granito / Composito MDI.

Contenitori (2)

Realizzato in pannelli di particelle di legno di spessore 19 mm, idrofughi (classe V100), a basso contenuto di formaldeide (classe E1 / TSCA Title VI) nobilitato con carte ad alta grammatura trattate con resine melamminiche.

Bordo anteriore e posteriore in ABS in tinta.

ALTEZZA FIANCO: 285 mm.

ALTEZZA CON FRONTALE: 305 mm.

PROFONDITÀ FIANCO: 540 mm.

PROFONDITÀ CON FRONTALE: 560 mm.

LARGHEZZA MODULO: 600 - 900 - 1200 mm.

Cassetti (3)

Sistema LEGRABOX, con spondine laterali e posteriori in metallo verniciato in colore nero opaco.

Fondo in nobilitato nero.

Per i soli contenitori a giorno con cassetto in finitura vengono utilizzate guide sistema MOVENTO ad estrazione totale, con dispositivo di chiusura rallentata BLUMOTION.

Frontali (4)

Realizzate in finitura, spessore 20 mm, con smusso superiore e terminale.

Finiture: EasyLak+, Silcolak, Ecolak, Legno impiallacciato, Corian®, Pietra / Marmo / Granito / Composito MDI.

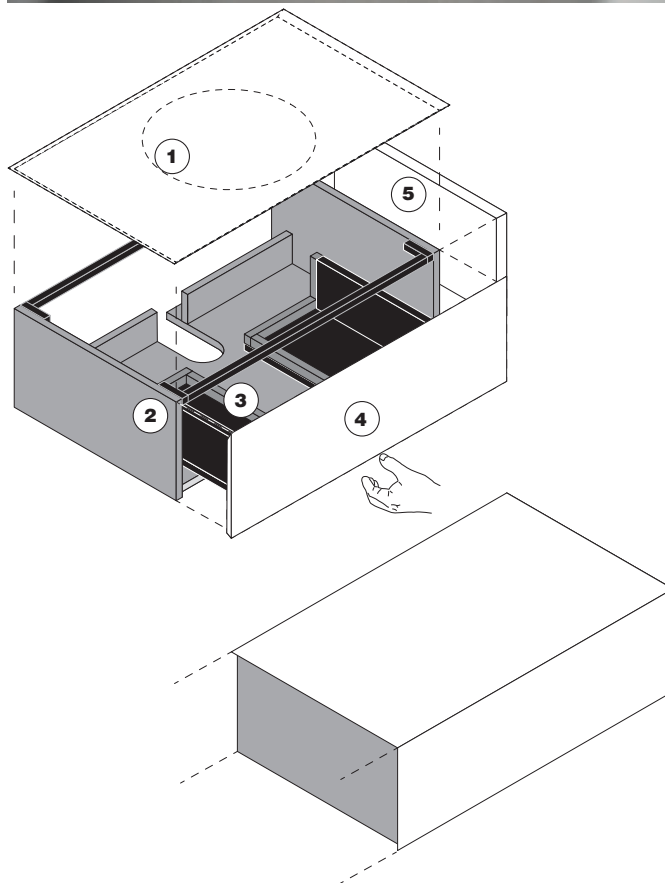
Accessori

I cassetti sono compatibili con accessori interni serie DOMESTICI o serie ONDA di profondità 372 mm.

Pannelli terminali (5)

Realizzati in finitura, spessore 20 mm, con smusso superiore e terminale.

Finiture: EasyLak+, Silcolak, Ecolak, Legno impiallacciato, Corian®, Pietra / Marmo / Granito / Composito MDI.



UPPER UNITS

FINITURE REALIZZABILI - MOBILI

CONTENITORE
NOBILITATO



606
Olmo (effetto
poro aperto)



610
Larice
termico
(effetto poro
aperto)



608
Rovere grafite
(effetto poro
aperto)

FINITURA FRONTALI E
BASI A GIORNO

COLORI / ESSENZE

EASYLAK+



506
Bianco
Cortina



507
Grigio Leeds

SILCOLAK



521
Bianco
Siberia



523
Ostrica



524
Grigio Luton



525
Ghiaia



526
Fieno



527
Corda



528
Limo



529
Ardesia

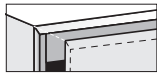


530
Abisso



531
Nero Intenso

ECOLAK



510
Bianco artico



129
Magnolia



513
Nuvola



024
Ciottolo



512
Avena



025
Ecrù



023
Fango



515
Basalto



517
Carbone



027
Nero

LEGNO



049
Rovere



033
Rovere
cenere



076
Rovere grafite



334
Ecowood Xilo
2.0 planked
sand (18.22)



335
Ecowood Xilo
2.0 planked
grey (18.23)



333
Ecowood Xilo
2.0 striped
black (18.04)

LEGNO SELECTION



337
Olmo
americano



048
Noce colore



093
Noce
canaletto U.S.



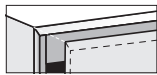
101
Rovere
affumicato

LEGNO EXCLUSIVE



077
Abonos fossil
oak

CORIAN®



173
Bianco

PIETRA - MARMO - GRANITO



240
Marmo bianco
Carrara



250
Pietra Serena



199
Granito Nero
Assoluto
Zimbabwe



257
Quartzite
Silver



261
Marmo
Emperador
Dark



254
Granito Black
Cosmic



260
Marmo Grey
Stone



259
Quartzite
Calacatta



272
Marmo Gris
du Marais



273
Pietra d'Avola



274
Pietra Crema
d'Orcia.



266
Marmo bianco
Carrara
Lithoverde®

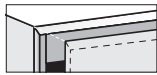


265
Marmo Gris
du Marais
Lithoverde®



267
Pietra d'Avola
Lithoverde®

COMPOSITO MDI



231
Devon



232
Surrey

UPPER UNITS

FINITURE REALIZZABILI - PIANI

TIPOLOGIE LAVABI



SOPRAPIANO
da appoggio



SOPRAPIANO
da incasso



SOTTOPIANO
da incasso



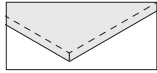
FILOPIANO
stampato

FINITURA PIANI

COLORI / ESSENZE

LAVABI

SILCOLAK - H 20 mm



521
Bianco
Siberia



523
Ostrica



524
Grigio Luton



525
Ghiaia



526
Fieno



527
Corda



528
Limo



529
Ardesia



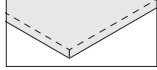
530
Abisso



531
Nero Intenso



ECOLAK - H 20 mm



510
Bianco artico



129
Magnolia



513
Nuvola



024
Ciottolo



512
Avena



025
Ecrù



023
Fango



515
Basalto



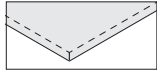
517
Carbone



027
Nero



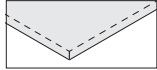
CORIAN® - H 20 mm



173
Bianco



LEGNO



049
Rovere



033
Rovere
cenere



076
Rovere grafite



334
Ecowood Xilo
2.0 planked
sand (18.22)



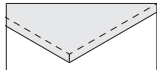
335
Ecowood Xilo
2.0 planked
grey (18.23)



333
Ecowood Xilo
2.0 striped
black (18.04)



LEGNO SELECTION



337
Olmo
americano



048
Noce colore



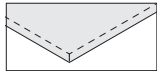
093
Noce
canaletto U.S.



101
Rovere
affumicato



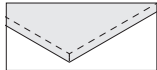
LEGNO EXCLUSIVE



077
Abonos fossil
oak



PIETRA - MARMO - GRANITO - H 20 mm



240
Marmo bianco
Carrara



250
Pietra Serena



199
Granito Nero
Assoluto
Zimbabwe



257
Quartzite
Silver



261
Marmo
Emperador
Dark



254
Granito Black
Cosmic



260
Marmo Grey
Stone



259
Quartzite
Calacatta



272
Marmo Gris
du Marais



273
Pietra d'Avola



274
Pietra Crema
d'Orcia.



266
Marmo bianco
Carrara
Lithoverde®

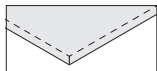


265
Marmo Gris
du Marais
Lithoverde®



267
Pietra d'Avola
Lithoverde®

COMPOSITO MDI - H 20 mm



231
Devon



232
Surrey



UPPER UNITS

Design Piero Lissoni + C.R.S. Boffi

Modular system composed of wall hung washbasin or storage base units.
The UPPER UNITS wall hung base units without handle have 45° bevelled front and finished panels.

The opening of the doors (only pull-out version) is allowed thanks to the lower grip of front.

Thickness of the top is hidden by the triple joint at 45° of the door, side panel and countertop bevelled edges.

The UPPER UNITS wall hung base units are available in open-faced version with drawer (cabinet in finish).

Top (1)

Tops have 45° edges on 3 sides, to match upper edges of front and end panels in finish, in order to make the top thickness not visible.
THICKNESS: 20 mm.

DEPTH: 560 mm.

COMPATIBLE WASHBASINS: top-mounted, built-in, under-mounted and moulded flush-mounted.

Finishes: Silcolak, Ecolak, Wood veneer, Corian®, Stone / Marble / Granite / MDI composite.

Units (2)

It's made of 19 mm thick wood particle board panels, waterproof (class V100), with low formaldehyde emission (class E1 / TSCA Title VI), treated with high performance melamine resin.

Front and back edges in ABS, same colour.

SIDE PANEL HEIGHT: 285 mm.

HEIGHT INCLUDING DOOR: 305 mm.

SIDE PANEL DEPTH: 540 mm.

DEPTH INCLUDING DOOR: 560 mm.

MODULE WIDTH: 600 - 900 - 1200 mm.

Drawers (3)

LEGRABOX series with sides and back in varnished matt black metal.

Black melamine-coated bottom.

The open-faced units with finished drawer are the only cabinets equipped with totaly extractable MOVENTO runners, with soft-close BLUMOTION device.

Front panels (4)

Finished, thickness 20 mm, with upper and lateral bevelled edge.

Finishes: EasyLak+, Silcolak, Ecolak, Wood veneer, Corian®, Stone / Marble / Granite / MDI composite.

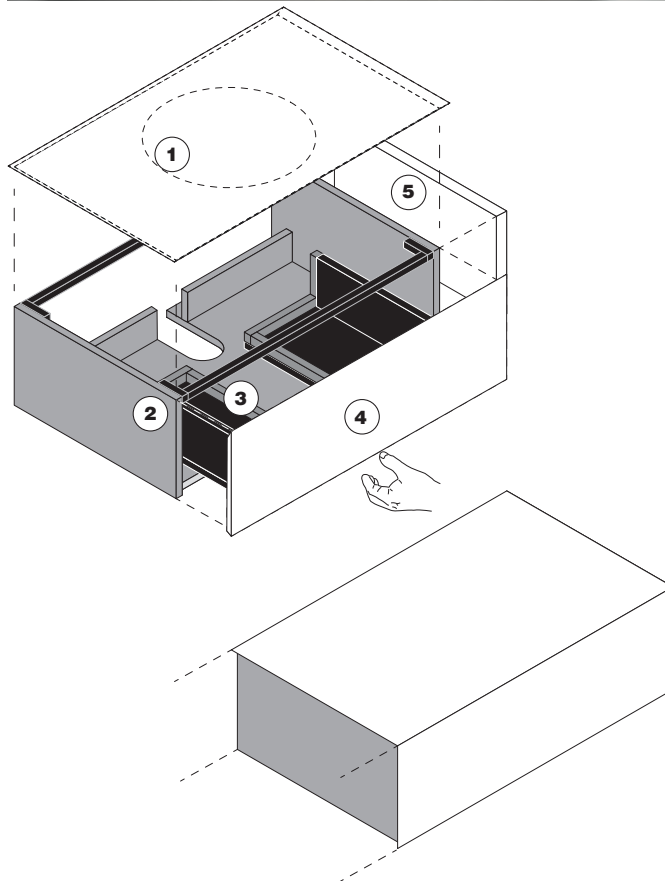
Accessories

The drawers are compatible with DOMESTICI or ONDA internal accessories, depth 372 mm.

End panels (5)

They are in finish, 20 mm. thick, with upper and end bevelled edges.

Finishes: EasyLak+, Silcolak, Ecolak, Wood veneer, Corian®, Stone / Marble / Granite / MDI composite.



UPPER UNITS

FEASIBLE FINISHES - CABINETS

MELAMINE-COATED
CARCASS



606
Elm (open-
pore effect)


610
Thermo-
treated larch
wood (open
pore effect)

608
Grey-graphite
oak (open
pore effect)

FRONT PANEL AND OPEN-
FACED BASE UNIT FINISH

COLOURS / SPECIES

EASYLAK+



506
Cortina white

507
Leeds grey

SILCOLAK



521
Siberia white

523
Oyster-pearl

524
Luton grey

525
Gravel grey

526
Hay

527
Rope-colour

528
Silt

529
Slate grey

530
Abyss black

531
Jet black

ECOLAK



510
Arctic white

129
Magnolia

513
Cloud colour

024
Pebble grey

512
Oat colour

025
Ecru


023
Mud

515
Basalt grey

517
Charcoal

027
Black

WOOD



049
Oak

033
Ash-grey oak

076
Grey-graphite
oak

334
Ecowood Xilo
2.0 planked
sand (18.22)

335
Ecowood Xilo
2.0 planked
grey (18.23)

333
Ecowood Xilo
2.0 striped
black (18.04)

WOOD SELECTION



337
American elm

048
Core walnut

093
Canaletto
walnut U.S.

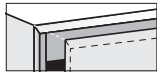
101
Smoked oak

WOOD EXCLUSIVE



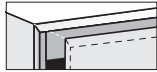
077
Abonos fossil
oak

CORIAN®



173
White

STONE - MARBLE - GRANITE



240
White Carrara
marble

250
Serena stone

199
Absolute black
Zimbabwe
granite

257
Quartzite
Silver

261
Emperador
Dark marble

254
Black Cosmic
granite

260
Grey Stone
marble

259
Quartzite
Calacatta

272
Gris du
Marais marble



273
Pietra d'Avola
stone


274
Crema
d'Orcia stone.

266
White Carrara
marble
Lithoverde®

265
Gris du
Marais marble
Lithoverde®

267
Pietra
d'Avola stone
Lithoverde®

MDI COMPOSITE



231
Devon

232
Surrey

UPPER UNITS

FEASIBLE FINISHES - TOPS

WASHBASIN
TYPOLOGIES



TOP-
MOUNTED



BUILT-IN



UNDER-
MOUNTED



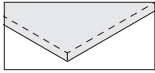
moulded
FLUSH-
MOUNTED

TOPS FINISH

COLOURS / SPECIES

WASHBASINS

SILCOLAK - H 20 mm



521
Siberia white



523
Oyster-pearl



524
Luton grey



525
Gravel grey



526
Hay



527
Rope-colour



528
Silt



529
Slate grey



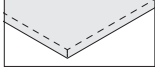
530
Abyss black



531
Jet black



ECOLAK - H 20 mm



510
Arctic white



129
Magnolia



513
Cloud colour



024
Pebble grey



512
Oat colour



025
Ecreu



023
Mud



515
Basalt grey



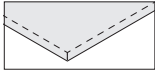
517
Charcoal



027
Black



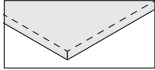
CORIAN® - H 20 mm



173
White



WOOD



049
Oak



033
Ash-grey oak



076
Grey-graphite oak



334
Ecowood Xilo
2.0 planked
sand (18.22)



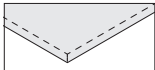
335
Ecowood Xilo
2.0 planked
grey (18.23)



333
Ecowood Xilo
2.0 striped
black (18.04)



WOOD SELECTION



337
American elm



048
Core walnut



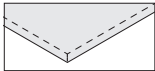
093
Canaletto
walnut U.S.



101
Smoked oak



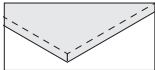
WOOD EXCLUSIVE



077
Abonos fossil oak



STONE - MARBLE - GRANITE - H 20 mm



240
White Carrara
marble



250
Serena stone



199
Absolute black
Zimbabwe
granite



257
Quartzite
Silver



261
Emperor
Dark marble



254
Black Cosmic
granite



260
Grey Stone
marble



259
Quartzite
Calacatta



272
Gris du
Marais marble



273
Pietra d'Avola
stone



274
Crema
d'Orcia stone



266
White Carrara
marble
Lithoverde®



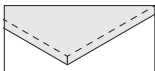
265
Gris du
Marais marble
Lithoverde®



267
Pietra
d'Avola stone
Lithoverde®



MDI COMPOSITE - H 20 mm



231
Devon



232
Surrey



UPPER UNITS

Design Piero Lissoni + C.R.S. Boffi

Système modulaire de bases suspendues porte-lavabo ou pour utilisation stockage. Les bases suspendues UPPER UNITS, sans poignée, sont caractérisées par des façades et panneaux finis avec chanfrein à 45°.

L'ouverture des façades (uniquement extractibles) s'effectue grâce à la préhension de la partie inférieure de la façade.

Le chanfrein supérieur à 45° présent sur des façades et panneaux latéraux permet de loger le plan (lui aussi chanfreiné à 45°) sans percevoir l'épaisseur.

Les bases suspendues UPPER UNITS sont disponibles également dans la variante ouverte avec tiroir (caisson réalisé selon les finitions disponibles).

Plan (1)

Réalisé avec chanfrein à 45° sur tous les côtés pour permettre la juxtaposition escamotable sur les chanfreins supérieurs des meubles.

ÉPAISSEUR: 20 mm.

PROFONDEUR: 560 mm.

LAVABOS COMPATIBLES: sur plan d'appui, sur plan à encastrer, sous plan à encastrer et affleurant moulé.

Finitions: Silcolak, Ecolak, Bois plaqué, Corian®, Pierre / Marbre / Granite / Composite MDI.

Caissons (2)

Réalisé en panneaux de particules de bois d'épaisseur 19 mm, hydrofuges (classe V100), à faible teneur en formaldéhyde (classe E1 / TSCA Title VI) mélaminé avec papiers à haute densité traités avec des résines mélaminiques.

Chant avant et arrière en ABS de la même couleur.

HAUTEUR CÔTÉ: 285 mm.

HAUTEUR AVEC FAÇADE: 305 mm.

PROFONDEUR CÔTÉ: 540 mm.

PROFONDEUR AVEC FAÇADE: 560 mm.

LARGEUR MODULE: 600 - 900 - 1200 mm.

Tiroirs (3)

Système LEGRABOX, avec rebords latéraux et arrière en métal peint en couleur noir mat.

Fond en mélaminé noir.

Pour les seuls caissons ouverts avec tiroir selon les finitions disponibles sont utilisées des glissières système MOVENTO à extraction totale, avec dispositif de fermeture ralentie BLUMOTION.

Façades (4)

Réalisées selon les finitions disponibles, épaisseur 20 mm, avec chanfrein supérieur et d'extrémité.

Finitions: Easylak+, Silcolak, Ecolak, Bois plaqué, Corian®, Pierre / Marbre / Granite / Composite MDI.

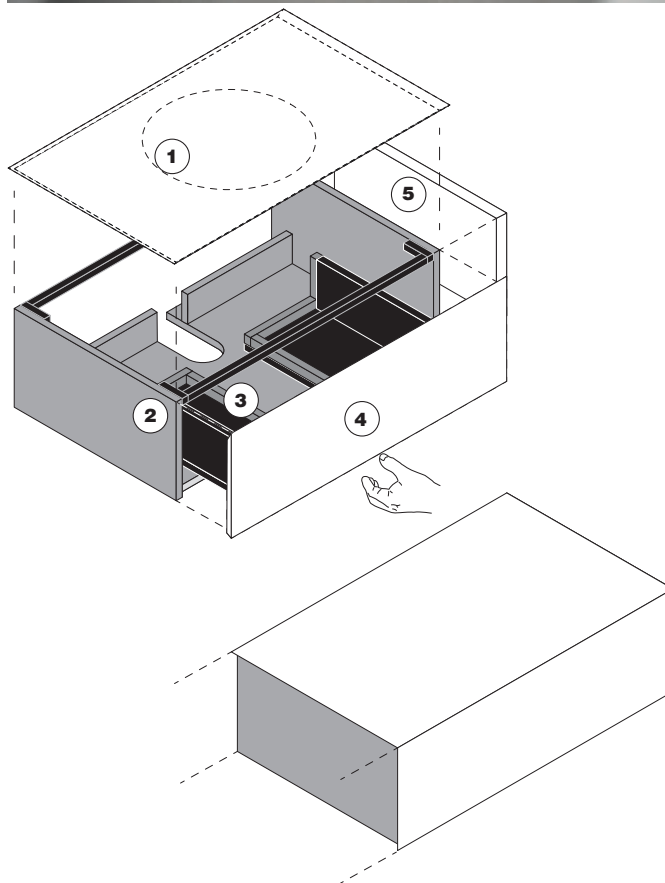
Accessoires

Les tiroirs sont compatibles avec accessoires internes série DOMESTICI ou série ONDA de profondeur 372 mm.

Panneaux d'extrémité (5)

Réalisés selon les finitions disponibles, épaisseur 20 mm, avec chanfrein supérieur et d'extrémité.

Finitions: Easylak+, Silcolak, Ecolak, Bois plaqué, Corian®, Pierre / Marbre / Granite / Composite MDI.



UPPER UNITS

FINITIONS RÉALISABLES - MEUBLES

CAISSON MÉLAMINÉ



606
Orme (effet
pores
ouverts)

610
Mélèze
thermique
(effet pores
ouverts)

608
Chêne
graphite
(effet pores
ouverts)

FINITION FAÇADES
ET BASES OUVERTES COULEURS / ESSENCES

EASYLAK+



506
Blanc Cortina

507
Gris Leeds

SILCOLAK



521
Blanc Sibérie

523
Hûître

524
Gris Luton

525
Gravier

526
Foin

527
Corde


528
Limon

529
Ardoise

530
Noir abysse

531
Noir intense

ECOLAK



510
Blanc arctique

129
Magnolia

513
Nuage

024
Galet

512
Avoine

025
Ecrû


023
Boue

515
Basalte

517
Charbon

027
Noir

BOIS



049
Chêne

033
Chêne cendré
gris

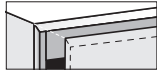
076
Chêne
graphite

334
Ecowood Xilo
2.0 planked
sand (18.22)

335
Ecowood Xilo
2.0 planked
grey (18.23)

333
Ecowood Xilo
2.0 striped
black (18.04)

BOIS SELECTION



337
Orme
Américain

048
Cœur de
noyer

093
Noyer
"canaletto"
U.S.

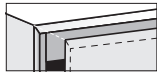
101
Chêne fumé

BOIS EXCLUSIVE



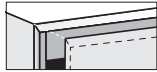
077
Abonos fossil
oak

CORIAN®



173
Blanc

PIERRE - MARBRE - GRANITE



240
Marbre blanc
Carrara

250
Pierre Serena

199
Granite
Noir Absolu
Zimbabwe

257
Quartzite
Silver

261
Marbre
Emperador
Dark

254
Granite Black
Cosmic

260
Marbre Grey
Stone

259
Quartzite
Calacatta

272
Marbre Gris
du Marais



273
Pietra d'Avola


274
Pierre Crema
d'Orcia.

266
Marbre blanc
Carrara
Lithoverde®

265
Marbre Gris
du Marais
Lithoverde®

267
Pietra d'Avola
Lithoverde®

COMPOSITE MDI



231
Devon

232
Surrey



SUR PLAN
d'appui



SUR PLAN à
encastrer



SOUS PLAN
à encastrer



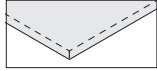
AFFLEURANT
moulé

FINITION PLANS

COULEURS / ESSENCES

LAVABOS

SILCOLAK - H 20 mm



521
Blanc Sibérie



523
Hûître



524
Gris Luton



525
Gravier



526
Foin



527
Corde



528
Limon



529
Ardoise



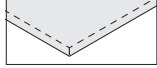
530
Noir abysses



531
Noir intense



ECOLAK - H 20 mm



510
Blanc arctique



129
Magnolia



513
Nuage



024
Galet



512
Avoine



025
Écru



023
Boue



515
Basalte



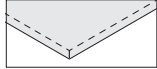
517
Charbon



027
Noir



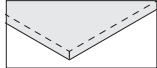
CORIAN® - H 20 mm



173
Blanc



BOIS



049
Chêne



033
Chêne cendré
gris



076
Chêne
graphite



334
Ecwood Xilo
2.0 planked
sand (18.22)



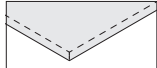
335
Ecwood Xilo
2.0 planked
grey (18.23)



333
Ecwood Xilo
2.0 striped
black (18.04)



BOIS SELECTION



337
Orme
Américain



048
Cœur de
noyer



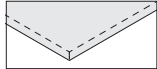
093
Noyer
"canaletto"
U.S.



101
Chêne fumé



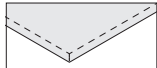
BOIS EXCLUSIVE



077
Abonos fossil
oak



PIERRE - MARBRE - GRANITE - H 20 mm



240
Marbre blanc
Carrara



250
Pierre Serena



199
Granite
Noir Absolu
Zimbabwe



257
Quartzite
Silver



261
Marbre
Emperador
Dark



254
Granite Black
Cosmic



260
Marbre Grey
Stone



259
Quartzite
Calacatta



272
Marbre Gris
du Marais



273
Pietra d'Avola



274
Pierre Crema
d'Orcia.



266
Marbre blanc
Carrara
Lithoverde®



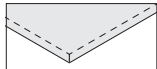
265
Marbre Gris
du Marais
Lithoverde®



267
Pietra d'Avola
Lithoverde®



COMPOSITE MDI - H 20 mm



231
Devon



232
Surrey



UPPER UNITS

Design Piero Lissoni + C.R.S. Boffi

Modulares System aus hängenden Unterschränken für Waschbecken oder Vorrats-Unterschränken.

Die Hänge-Unterschränke UPPER UNITS, ohne Griff, haben Fronten und Paneelen in Ausführung, mit Abkantung 45°.

Die Fronten (nur ausziehbare Version) lassen sich mithilfe des unteren Handgriffs des Schrankes öffnen.

Die 45°-Oberabkantung der Front- und Seitenpaneelen ermöglicht den Einbau der Waschtischplatte (mit 45°-Kanten), ohne ihre Dicke zu sehen.

Die Hänge-Unterschränke UPPER UNITS sind auch in der offenen Version mit Schublade erhältlich (Schrankelement in Ausführung).

Waschtischplatte (1)

Aus an 3 Seiten 45° gewinkelter Platte, um den Einsatz zwischen den oberen Abkantungen des Möbels zu ermöglichen.

STÄRKE: 20 mm.

TIEFE: 560 mm

KOMPATIBLE WASHBECKEN: Aufsatz-, Einbau- von oben, Unterbau- und flächenbündige formgepresste Waschbecken.

Ausführungen: Silcolak, Ecolak, Furnierholz, Corian®, Stein / Marmor / Granit / Agglomerat MDI.

Schrankelemente (2)

Aus Spanplatten, Stärke 19 mm, wasserabweisend (Klasse V100), mit niedrigem Formaldehydgehalt (Klasse E1 / TSCA Title VI) mit Melaminharzbeschichtung mit hoher Dichte.

Vordere und rückseitige Kante aus ABS in Ausführung.

SEITENTEIL HÖHE: 285 mm.

HÖHE MIT FRONTPANEEL: 305 mm.

SEITENTEIL TIEFE: 540 mm.

TIEFE MIT FRONTPANEEL: 560 mm.

ELEMENTENBREITE: 600 - 900 - 1200 mm.

Schubladen (3)

System LEGRABOX mit seitlichen und rückseitigen Blenden aus mattschwarz lackiertem Metall.

Boden mit Melaminharzbeschichtung schwarz.

Nur die offenen Schränke mit Schublade in Ausführung sind mit Vollauszugsschienen MOVENTO, mit kontrolliertem Schließsystem BLUMOTION ausgestattet.

Frontpaneel (4)

In Ausführung, Stärke 20 mm, mit oberer und seitlicher Abschrägung.

Ausführungen: EasyLak+, Silcolak, Ecolak, Furnierholz, Corian®, Stein / Marmor / Granit / Agglomerat MDI.

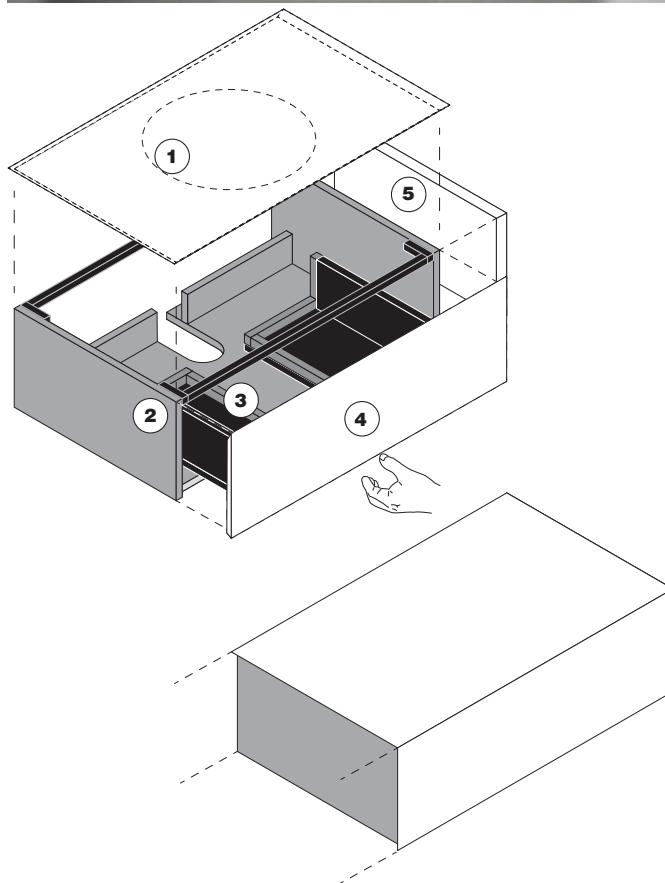
Zubehör

Die Schubladen sind kompatibel mit Zubehör Serie DOMESTICI oder ONDA, T: 372 mm.

Abschlusspaneel (5)

In Ausführung, Stärke 20 mm, mit Abschrägung oben und am Ende.

Ausführungen: EasyLak+, Silcolak, Ecolak, Furnierholz, Corian®, Stein / Marmor / Granit / Agglomerat MDI.



UPPER UNITS

ERHÄLTICHE AUSFÜHRUNGEN - ELEMENTE

MELAMINBESCHICHTETES
SCHRANKELEMENT



606
Ulme (Effekt
offenporig)



610
Thermoholz
Lärche (Effekt
offenporig)



608
Eiche
grafitgrau
(Effekt
offenporig)

AUSFÜHRUNG FRONTEN UND
OFFENE UNTERSCHRÄNKE

FARBEN / HOLZARTEN

EASYLAK+



506
Weiß Cortina



507
Grau Leeds

SILCOLAK



521
Weiß Sibirien



523
Perlweiß



524
Grau Luton



525
Grau Schotter



526
Heu



527
Naturfarben



528
Schlamm



529
Ardoise



530
Völlig schwarz



531
Tiefschwarz

ECOLAK



510
Arktischweiß



129
Magnolie



513
Wolkenfarben



024
Kieselgrau



512
Haferfarben



025
Ekrü



023
Lehm Braun



515
Basaltgrau



517
Kohlen schwarz



027
Schwarz

HOLZ



049
Eiche



033
Eiche
Aschgrau



076
Eiche
Grafitgrau



334
Ecowood Xilo
2.0 planked
sand (18.22)



335
Ecowood Xilo
2.0 planked
grey (18.23)



333
Ecowood Xilo
2.0 striped
black (18.04)

HOLZ SELECTION



337
Amerikanische
Ulme



048
Kern-
Nussbaum



093
Nussbaum
Canaletto
U.S.



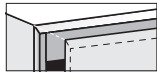
101
Räuchereiche

HOLZ EXCLUSIVE



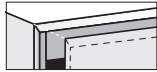
077
Abonos fossil
oak

CORIAN®



173
Weiß

STEIN - MARMOR - GRANIT



240
Carrara-
Marmor weiß



250
Stein Serena



199
Granit
Tiefschwarz
Zimbabwe



257
Quarzit Silver



261
Marmor
Emperador
Dark



254
Granit Black
Cosmic



260
Marmor Grey
Stone



259
Quarzit
Calacatta



272
Marmor Gris
du Marais



273
Stein Pietra
D'Avola



274
Stein Crema
d'Orcia.



266
Marmor
weiß Carrara
Lithoverde®



265
Marmor Gris
du Marais
Lithoverde®



267
Stein Pietra
D'Avola
Lithoverde®

AGGLOMERAT MDI



231
Devon



232
Surrey

UPPER UNITS

ERHÄLTICHE AUSFÜHRUNGEN - WASCHTISCHPLATTEN

WASCHBECKENARTEN



AUFSATZBECKEN



EINBAUBECKEN
von oben



UNTERBAUBECKEN



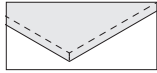
FLÄCHENBÜNDIG
formgepresst

AUSFÜHRUNG

WASCHTISCHPLATTEN FARBEN / HOLZARTEN

WASCHBECKEN

SILCOLAK - H 20 mm



521
Weiß Sibirien



523
Perlweiß



524
Grau Luton



525
Grau Schotter



526
Heu



527
Naturfarben



528
Schlamm



529
Ardoise



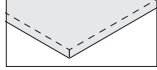
530
Völlig schwarz



531
Tiefschwarz



ECOLAK - H 20 mm



510
Arktischweiß



129
Magnolie



513
Wolkenfarben



024
Kieselgrau



512
Haferfarben



025
Ekrü



023
Lehm Braun



515
Basaltgrau



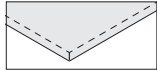
517
Kohlschwarz



027
Schwarz



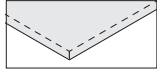
CORIAN® - H 20 mm



173
Weiß



HOLZ



049
Eiche



033
Eiche
Aschgrau



076
Eiche
Grafitgrau



334
Ecowood Xilo
2.0 planked
sand (18.22)



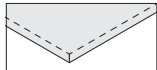
335
Ecowood Xilo
2.0 planked
grey (18.23)



333
Ecowood Xilo
2.0 striped
black (18.04)



HOLZ SELECTION



337
Amerikanische
Ulme



048
Kern-
Nussbaum



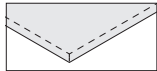
093
Nussbaum
Canaletto
U.S.



101
Räuchereiche



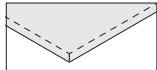
HOLZ EXCLUSIVE



077
Abonos fossil
oak



STEIN - MARMOR - GRANIT - H 20 mm



240
Carrara-
Marmor weiß



250
Stein Serena



199
Granit
Tiefschwarz
Zimbabwe



257
Quarzlit Silver



261
Marmor
Emperador
Dark



254
Granit Black
Cosmic



260
Marmor Grey
Stone



259
Quarzlit
Calacatta



272
Marmor Gris
du Marais



273
Stein Pietra
D'Avola



274
Stein Crema
d'Orcia.



266
Marmor
weiß Carrara
Lithoverde®



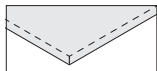
265
Marmor Gris
du Marais
Lithoverde®



267
Stein Pietra
D'Avola
Lithoverde®



AGGLOMERAT MDI - H 20 mm



231
Devon



232
Surrey



UPPER UNITS

Design Piero Lissoni + C.R.S. Boffi

Sistema modular de muebles bajos suspendidos para lavabo o para uso almacenamiento.

Los muebles bajos suspendidos UPPER UNITS, sin tirador, se caracterizan por frentes y paneles en acabado con bisel de 45°.

La apertura de los frentes (sólo extraíbles) se lleva a cabo a través de empuñadura por la parte inferior del frente.

El bisel superior a 45° presente en los frentes y paneles laterales permite colocar la encimera (también biselada en 45°) sin percibir el grosor.

Los muebles bajos suspendidos UPPER UNITS están disponibles incluso en la variante abierta con cajón (mueble contenedor realizado en acabado).

Encimera (1)

Realizada con chaflán a 45° en 3 lados para consentir su adosado escamoteable en los chaflanes superiores de los muebles.

GROSOR: 20 mm.

PROFUNDIDAD: 560 mm.

LAVABOS COMPATIBLES: sobre encimera apoyado, sobre encimera empotrado, bajo encimera empotrado y enrasado a la encimera moldeado.

Acabados: Silcolak, Ecolak, Madera chapada, Corian®, Piedra / Mármol / Granito / Compuesto MDI.

Muebles contenedores (2)

Realizado con paneles de partículas de madera de 19 mm. de grosor hidrófugos (clase V100), con bajo contenido de formaldehído (clase E1 / TSCA Title VI) madera ennobrecida con papeles de alto gramaje tratados con resinas de melamina. Borde delantero y trasero de ABS del mismo color.

ALTURA COSTADO: 285 mm.

ALTURA CON FRENTE: 305 mm.

PROFUNDIDAD COSTADO: 540 mm.

PROFUNDIDAD CON FRENTE: 560 mm.

ANCHURA MÓDULO: 600 - 900 - 1200 mm

Cajones (3)

Sistema LEGRABOX, con laterales y trasera de metal pintado en color negro mate. Fondo de madera ennobrecida negra.

Sólo para los muebles bajos abiertos con cajón en acabado se utilizan guías sistema MOVENTO de extracción total, con dispositivo de cierre amortiguado BLUMOTION.

Frentes (4)

Realizados en acabado, 20 mm de grosor con bisel superior y terminal.

Acabados: Easylak+, Silcolak, Ecolak, Madera chapada, Corian®, Piedra / Mármol / Granito / Compuesto MDI.

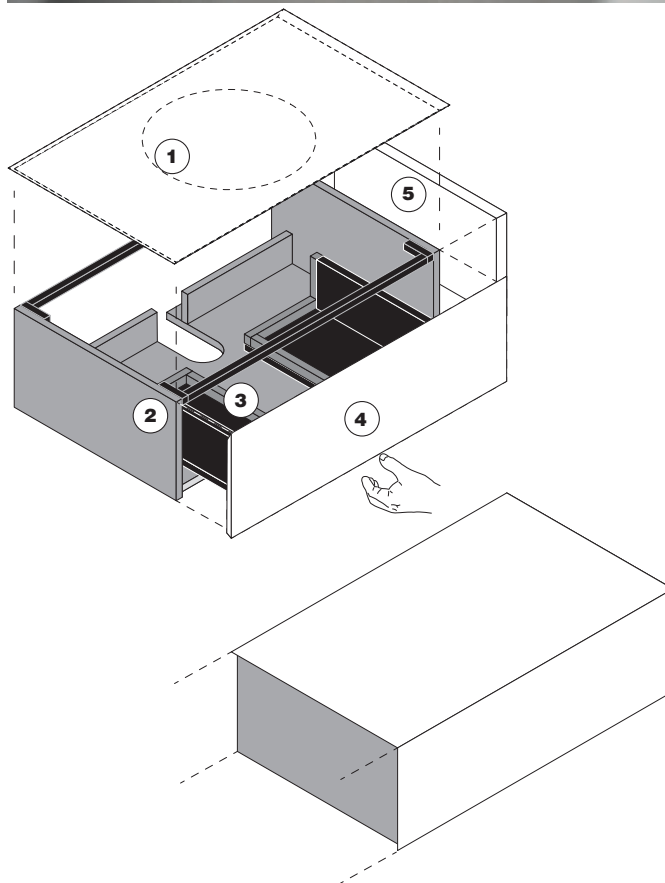
Accesorios

Los cajones son compatibles con accesorios internos serie DOMESTICI o serie ONDA de 372 mm de profundidad.

Paneles terminales (5)

Realizados en acabado, grosor 20 mm, con chaflán superior y terminal.

Acabados: Easylak+, Silcolak, Ecolak, Madera chapada, Corian®, Piedra / Mármol / Granito / Compuesto MDI.



UPPER UNITS

ACABADOS REALIZABLES - MUEBLES

MUEBLE
CONTENEDOR
ENNOBLECIDO.




606
Olmo (efecto
poro abierto)

610
Alerce
térnico
(efecto poro
abierto)

608
Roble grafito
(efecto poro
abierto)

ACABADO FRENTES Y
MUEBLES BAJOS ABIERTOS COLORES / MADERAS


EASYLAK+



506
Blanco
Cortina

507
Gris Leeds

SILCOLAK



521
Blanco
Siberia

523
Ostra

524
Gris Luton

525
Grava

526
Heno

527
Cuerda

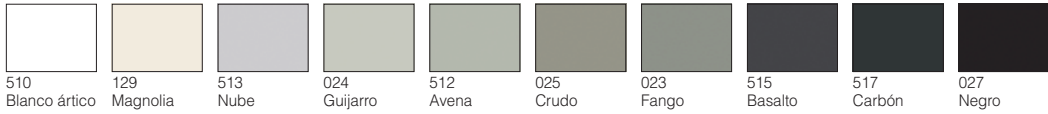
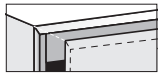
528
Limo

529
Pizarra

530
Negro Abismo

531
Negro Intenso

ECOLAK



510
Blanco ártico

129
Magnolia

513
Nube

024
Guijarro

512
Avena

025
Crudo

023
Fango

515
Basalto

517
Carbón

027
Negro

MADERA



049
Roble

033
Roble ceniza


076
Roble grafito

334
Ecowood Xilo
2.0 planked
sand (18.22)

335
Ecowood Xilo
2.0 planked
grey (18.23)

333
Ecowood Xilo
2.0 striped
black (18.04)

MADERA SELECTION



337
Olmo
americano

048
Alma de
nogal

093
Nogal canaletto
(americano)
U.S.

101
Roble
ahumado

MADERA EXCLUSIVE




077
Abonos fossil
oak

CORIAN®



173
Blanco

PIEDRA - MÁRMOL - GRANITO



240
Mármol
blanco
Carrara

250
Piedra Serena

199
Granito Negro
Absoluto
Zimbabwe

257
Cuarcita Silver

261
Mármol
Emperador
Dark

254
Granito Black
Cosmic

260
Mármol Grey
Stone

259
Cuarcita
Calacatta

272
Mármol Gris
du Marais

273
Pietra d'Avola


274
Piedra Crema
d'Orcia.

266
Mármol blanco
Carrara
Lithoverde®

265
Mármol Gris
du Marais
Lithoverde®

267
Pietra d'Avola
Lithoverde®

COMPUESTO MDI



231
Devon

232
Surrey



SOBRE
ENCIMERA
apoyado



SOBRE
ENCIMERA
empotrado



BAJO
ENCIMERA
empotrado



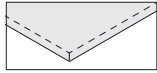
ENRASADO
A LA
ENCIMERA
moldeado

ACABADO
ENCIMERAS

COLORES / MADERAS

LAVABOS

SILCOLAK - H 20 mm



521
Blanco
Siberia



523
Ostra



524
Gris Luton



525
Grava



526
Heno



527
Cuerda



528
Limo



529
Pizarra



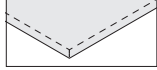
530
Negro Abismo



531
Negro Intenso



ECOLAK - H 20 mm



510
Blanco ártico



129
Magnolia



513
Nube



024
Guijarro



512
Avena



025
Crudo



023
Fango



515
Basalto



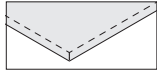
517
Carbón



027
Negro



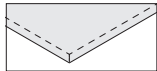
CORIAN® - H 20 mm



173
Blanco



MADERA



049
Roble



033
Roble ceniza



076
Roble grafito



334
Ecowood Xilo
2.0 planked
sand (18.22)



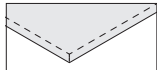
335
Ecowood Xilo
2.0 planked
grey (18.23)



333
Ecowood Xilo
2.0 striped
black (18.04)



MADERA SELECTION



337
Olmo
americano



048
Alma de
nogal



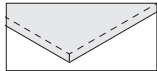
093
Nogal canaletto
(americano)
U.S.



101
Roble
ahumado



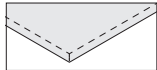
MADERA EXCLUSIVE



077
Abonos fossil
oak



PIEDRA - MÁRMOL - GRANITO - H 20 mm



240
Mármol
blanco
Carrara



250
Piedra Serena



199
Granito Negro
Absoluto
Zimbabwe



257
Cuarcita Silver



261
Mármol
Emperador
Dark



254
Granito Black
Cosmic



260
Mármol Grey
Stone



259
Cuarcita
Calacatta



272
Mármol Gris
du Marais



273
Pietra d'Avola



274
Piedra Crema
d'Orcia.



266
Mármol blanco
Carrara
Lithoverde®



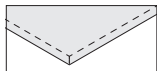
265
Mármol Gris
du Marais
Lithoverde®



267
Pietra d'Avola
Lithoverde®



COMPUESTO MDI - H 20 mm



231
Devon



232
Surrey

