

# UPPER UNITS

Design Piero Lissoni + C.R.S. Boffi

Sistema modulare di basi sospese portalavabo o ad uso stoccaggio.

Le basi sospese UPPER UNITS, senza maniglia, sono caratterizzate da frontali e pannelli in finitura con smusso a 45°.

L'apertura dei frontali (solo estraibili) avviene tramite impugnatura dalla parte inferiore del frontale.

Lo smusso superiore a 45° presente su frontali e pannelli laterali consente di alloggiare il piano (anch'esso smussato a 45°) senza percepire lo spessore.

Le basi sospese UPPER UNITS sono disponibili anche nella variante a giorno con cassetto (contenitore realizzato in finitura).

## Piano (1)

Realizzato con smusso a 45° su 3 lati per consentirne l'accosto a scomparsa sugli smussi superiori dei mobili.

SPESSORE: 20 mm.

PROFONDITÀ: 560 mm.

LAVABI COMPATIBILI: soprapiano da appoggio, soprapiano da incasso, sottopiano da incasso e filopiano stampato.

Finiture: Silcolak, Ecolak, Legno impiallacciato, Corian®, Pietra / Marmo / Granito / Composito MDI.

## Contenitori (2)

Realizzato in pannelli di particelle di legno di spessore 19 mm, idrofughi (classe V100), a basso contenuto di formaldeide (classe E1 / TSCA Title VI) nobilitato con carte ad alta grammatura trattate con resine melamminiche.

Bordo anteriore e posteriore in ABS in tinta.

ALTEZZA FIANCO: 285 mm.

ALTEZZA CON FRONTALE: 305 mm.

PROFONDITÀ FIANCO: 540 mm.

PROFONDITÀ CON FRONTALE: 560 mm.

LARGHEZZA MODULO: 600 - 900 - 1200 mm.

## Cassetti (3)

Sistema LEGRABOX, con spondine laterali e posteriori in metallo verniciato in colore nero opaco.

Fondo in nobilitato nero.

Per i soli contenitori a giorno con cassetto in finitura vengono utilizzate guide sistema MOVENTO ad estrazione totale, con dispositivo di chiusura rallentata BLUMOTION.

## Frontali (4)

Realizzate in finitura, spessore 20 mm, con smusso superiore e terminale.

Finiture: Easylak+, Silcolak, Ecolak, Legno impiallacciato, Corian®, Pietra / Marmo / Granito / Composito MDI.

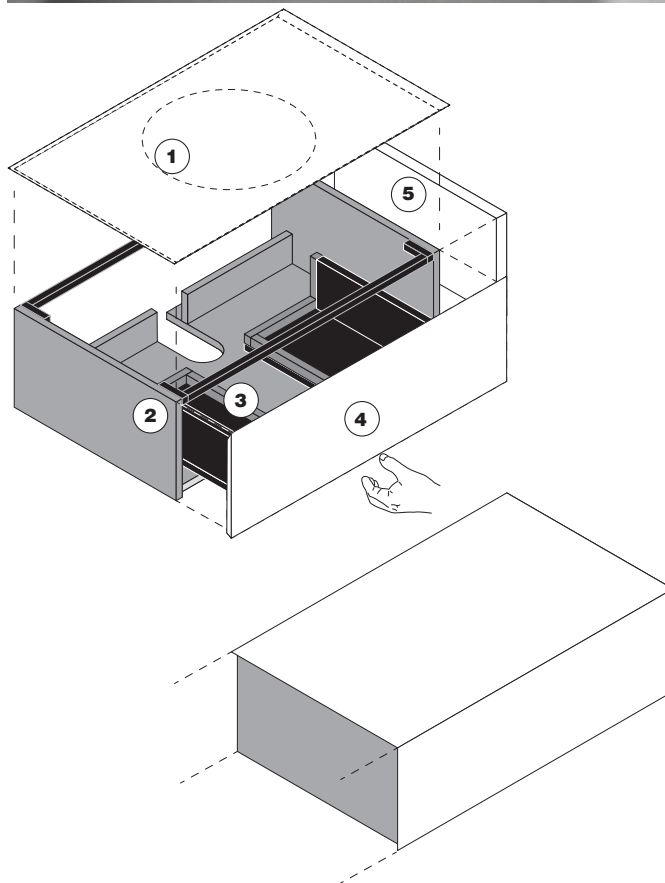
## Accessori

I cassetti sono compatibili con accessori interni serie DOMESTICI o serie ONDA di profondità 372 mm.

## Pannelli terminali (5)

Realizzati in finitura, spessore 20 mm, con smusso superiore e terminale.

Finiture: Easylak+, Silcolak, Ecolak, Legno impiallacciato, Corian®, Pietra / Marmo / Granito / Composito MDI.



# UPPER UNITS

FINITURE REALIZZABILI - MOBILI

CONTENITORE  
NOBILITATO



606  
Olmo (effetto  
poro aperto)



610  
Larice  
termico  
(effetto poro  
aperto)



608  
Rovere grafite  
(effetto poro  
aperto)

FINITURA FRONTALI E  
BASI A GIORNO

COLORI / ESSENZE

## EASYLAK+



506  
Bianco  
Cortina



507  
Grigio Leeds

## SILCOLAK



521  
Bianco  
Siberia



523  
Ostrica



524  
Grigio Luton



525  
Ghiaia



526  
Fieno



527  
Corda



528  
Limo



529  
Ardesia



530  
Abisso



531  
Nero Intenso

## ECOLAK



510  
Bianco artico



129  
Magnolia



513  
Nuvola



024  
Ciottolo



512  
Avena



025  
Ecrù



023  
Fango



515  
Basalto



517  
Carbone



027  
Nero

## LEGNO



049  
Rovere



033  
Rovere  
cenere



076  
Rovere grafite



334  
Ecowood Xilo  
2.0 planked  
sand (18.22)



335  
Ecowood Xilo  
2.0 planked  
grey (18.23)



333  
Ecowood Xilo  
2.0 striped  
black (18.04)

## LEGNO SELECTION



337  
Olmo  
americano



048  
Noce colore



093  
Noce  
canaletto U.S.



101  
Rovere  
affumicato

## LEGNO EXCLUSIVE



077  
Fossil oak

## CORIAN®



173  
Bianco

## PIETRA - MARMO - GRANITO



240  
Marmo bianco  
Carrara



250  
Pietra Serena



257  
Quarzite  
Silver



199  
Granito Nero  
Assoluto  
Zimbabwe



261  
Marmo  
Emperador  
Dark



254  
Granito Black  
Cosmic



260  
Marmo Grey  
Stone



259  
Quarzite  
Calacatta



273  
Pietra d'Avola



274  
Pietra Crema  
d'Orcia



266  
Marmo bianco  
Carrara  
Lithoverde®



265  
Marmo Gris  
du Marais  
Lithoverde®



267  
Pietra d'Avola  
Lithoverde®

## COMPOSITO MDI



233  
Bianco



234  
Cammello



236  
Visone



237  
Grigio



238  
Nero



231  
Devon



232  
Surrey

# UPPER UNITS

FINITURE REALIZZABILI - PIANI

TIPOLOGIE LAVABI



SOPRAPIANO  
da appoggio



SOPRAPIANO  
da incasso



SOTTOPIANO  
da incasso



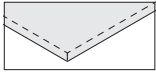
FILOPIANO  
stampato

FINITURA PIANI

COLORI / ESSENZE

LAVABI

SILCOLAK - H 20 mm



521  
Bianco  
Siberia



523  
Ostrica



524  
Grigio Luton



525  
Ghiaia



526  
Fieno



527  
Corda



528  
Limo



529  
Ardesia



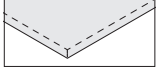
530  
Abisso



531  
Nero Intenso



ECOLAK - H 20 mm



510  
Bianco artico



129  
Magnolia



513  
Nuvola



024  
Ciottolo



512  
Avena



025  
Ecrù



023  
Fango



515  
Basalto



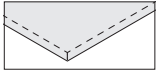
517  
Carbone



027  
Nero



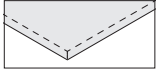
CORIAN® - H 20 mm



173  
Bianco



LEGNO



049  
Rovere



033  
Rovere  
cenere



076  
Rovere grafite



334  
Ecowood Xilo  
2.0 planked  
sand (18.22)



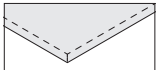
335  
Ecowood Xilo  
2.0 planked  
grey (18.23)



333  
Ecowood Xilo  
2.0 striped  
black (18.04)



LEGNO SELECTION



337  
Olmo  
americano



048  
Noce colore



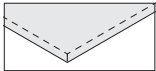
093  
Noce  
canaletto U.S.



101  
Rovere  
affumicato



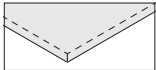
LEGNO EXCLUSIVE



077  
Fossil oak



PIETRA - MARMO - GRANITO - H 20 mm



240  
Marmo bianco  
Carrara



250  
Pietra Serena



257  
Quarzite  
Silver



199  
Granito Nero  
Assoluto  
Zimbabwe



261  
Marmo  
Emperador  
Dark



254  
Granito Black  
Cosmic



260  
Marmo Grey  
Stone



259  
Quarzite  
Calacatta



273  
Pietra d'Avola



274  
Pietra Crema  
d'Orcia



266  
Marmo bianco  
Carrara  
Lithoverde®



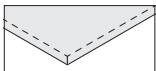
265  
Marmo Gris  
du Marais  
Lithoverde®



267  
Pietra d'Avola  
Lithoverde®



COMPOSITO MDI - H 20 mm



233  
Bianco



234  
Cammello



236  
Visone



237  
Grigio



238  
Nero



231  
Devon



232  
Surrey



# UPPER UNITS

Design Piero Lissoni + C.R.S. Boffi

Modular system composed of wall hung washbasin or storage base units.  
The UPPER UNITS wall hung base units without handle have 45° bevelled front and finished panels.

The opening of the doors (only pull-out version) is allowed thanks to the lower grip of front.

Thickness of the top is hidden by the triple joint at 45° of the door, side panel and countertop bevelled edges.

The UPPER UNITS wall hung base units are available in open-faced version with drawer (cabinet in finish).

## Top (1)

Tops have 45° edges on 3 sides, to match upper edges of front and end panels in finish, in order to make the top thickness not visible.

THICKNESS: 20 mm.

DEPTH: 560 mm.

COMPATIBLE WASHBASINS: top-mounted, built-in, under-mounted and moulded flush-mounted.

Finishes: Silcolak, Ecolak, Wood veneer, Corian®, Stone / Marble / Granite / MDI composite.

## Units (2)

It's made of 19 mm thick wood particle board panels, waterproof (class V100), with low formaldehyde emission (class E1 / TSCA Title VI), treated with high performance melamine resin.

Front and back edges in ABS, same colour.

SIDE PANEL HEIGHT: 285 mm.

HEIGHT INCLUDING DOOR: 305 mm.

SIDE PANEL DEPTH: 540 mm.

DEPTH INCLUDING DOOR: 560 mm.

MODULE WIDTH: 600 - 900 - 1200 mm.

## Drawers (3)

LEGRABOX series with sides and back in varnished matt black metal.

Black melamine-coated bottom.

The open-faced units with finished drawer are the only cabinets equipped with totally extractable MOVENTO runners, with soft-close BLUMOTION device.

## Front panels (4)

Finished, thickness 20 mm, with upper and lateral bevelled edge.

Finishes: EasyLak+, Silcolak, Ecolak, Wood veneer, Corian®, Stone / Marble / Granite / MDI composite.

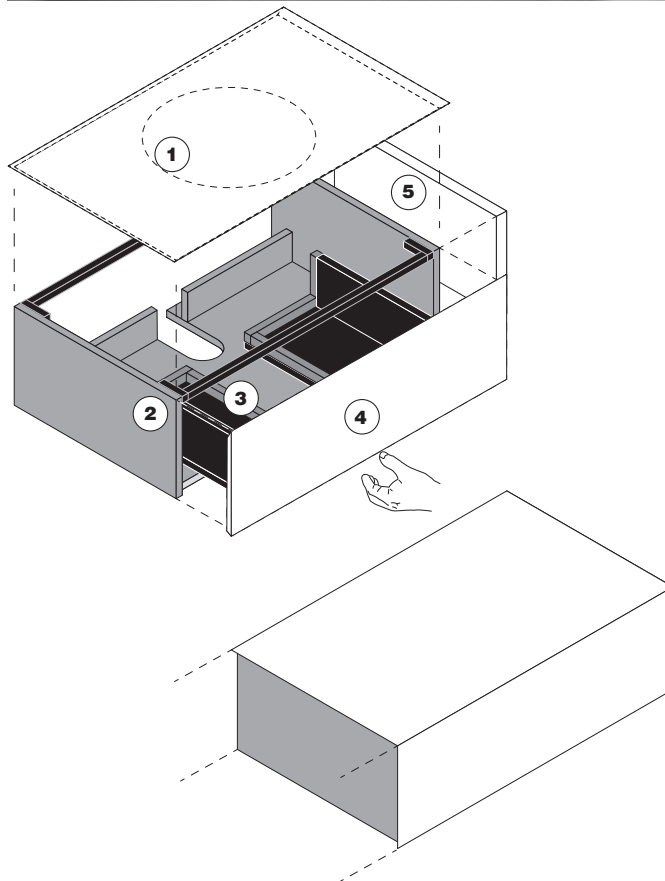
## Accessories

The drawers are compatible with DOMESTICI or ONDA internal accessories, depth 372 mm.

## End panels (5)

They are in finish, 20 mm. thick, with upper and end bevelled edges.

Finishes: EasyLak+, Silcolak, Ecolak, Wood veneer, Corian®, Stone / Marble / Granite / MDI composite.



# UPPER UNITS

FEASIBLE FINISHES - CABINETS

MELAMINE-COATED  
CARCASS



606  
Elm (open-pore effect)



610  
Thermo-treated larch wood (open-pore effect)



608  
Grey-graphite oak (open-pore effect)

FRONT PANEL AND OPEN-FACED BASE UNIT FINISH

COLOURS / SPECIES

## EASYLAK+



506  
Cortina white



507  
Leeds grey

## SILCOLAK



521  
Siberia white



523  
Oyster-pearl



524  
Luton grey



525  
Gravel grey



526  
Hay



527  
Rope-colour



528  
Silt



529  
Slate grey



530  
Abyss black



531  
Jet black

## ECOLAK



510  
Arctic white



129  
Magnolia



513  
Cloud colour



024  
Pebble grey



512  
Oat colour



025  
Ecrú



023  
Mud



515  
Basalt grey



517  
Charcoal



027  
Black

## WOOD



049  
Oak



033  
Ash-grey oak



076  
Grey-graphite oak



334  
Ecowood Xilo 2.0 planked sand (18.22)



335  
Ecowood Xilo 2.0 planked grey (18.23)



333  
Ecowood Xilo 2.0 striped black (18.04)

## WOOD SELECTION



337  
American elm



048  
Core walnut



093  
Canaletto walnut U.S.



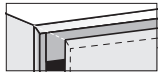
101  
Smoked oak

## WOOD EXCLUSIVE



077  
Fossil oak

## CORIAN®



173  
White

## STONE - MARBLE - GRANITE



240  
White Carrara marble



250  
Serena stone



257  
Quartzite Silver



199  
Absolute black Zimbabwe granite



261  
Emperador Dark marble



254  
Black Cosmic granite



260  
Grey Stone marble



259  
Quartzite Calacatta



273  
Pietra d'Avola stone



274  
Pietra Crema d'Orcia stone



266  
White Carrara marble Lithoverde®



265  
Gris du Marais marble Lithoverde®



267  
Pietra d'Avola stone Lithoverde®

## MDI COMPOSITE



233  
White



234  
Camel



236  
Mink



237  
Grey



238  
Black



231  
Devon



232  
Surrey

# UPPER UNITS

FEASIBLE FINISHES - TOPS

WASHBASIN  
TYPOLOGIES



TOP-  
MOUNTED



BUILT-IN



UNDER-  
MOUNTED



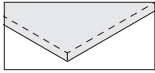
moulded  
FLUSH-  
MOUNTED

TOPS FINISH

COLOURS / SPECIES

WASHBASINS

SILCOLAK - H 20 mm



521  
Siberia white



523  
Oyster-pearl



524  
Luton grey



525  
Gravel grey



526  
Hay



527  
Rope-colour



528  
Silt



529  
Slate grey



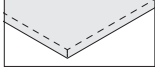
530  
Abyss black



531  
Jet black



ECOLAK - H 20 mm



510  
Arctic white



129  
Magnolia



513  
Cloud colour



024  
Pebble grey



512  
Oat colour



025  
Ecreu



023  
Mud



515  
Basalt grey



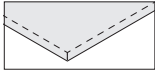
517  
Charcoal



027  
Black



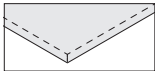
CORIAN® - H 20 mm



173  
White



WOOD



049  
Oak



033  
Ash-grey oak



076  
Grey-graphite oak



334  
Ecowood Xilo  
2.0 planked  
sand (18.22)



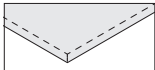
335  
Ecowood Xilo  
2.0 planked  
grey (18.23)



333  
Ecowood Xilo  
2.0 striped  
black (18.04)



WOOD SELECTION



337  
American elm



048  
Core walnut



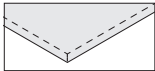
093  
Canaletto  
walnut U.S.



101  
Smoked oak



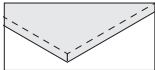
WOOD EXCLUSIVE



077  
Fossil oak



STONE - MARBLE - GRANITE - H 20 mm



240  
White Carrara  
marble



250  
Serena stone



257  
Quartzite  
Silver



199  
Absolute black  
Zimbabwe  
granite



261  
Emperor  
Dark marble



254  
Black Cosmic  
granite



260  
Grey Stone  
marble



259  
Quartzite  
Calacatta



273  
Pietra d'Avola  
stone



274  
Pietra Crema  
d'Orcia stone



266  
White Carrara  
marble  
Lithoverde®



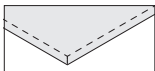
265  
Gris du  
Marais marble  
Lithoverde®



267  
Pietra  
d'Avola stone  
Lithoverde®



MDI COMPOSITE - H 20 mm



233  
White



234  
Camel



236  
Mink



237  
Grey



238  
Black



231  
Devon



232  
Surrey



# UPPER UNITS

Design Piero Lissoni + C.R.S. Boffi

Système modulaire de bases suspendues porte-lavabo ou pour utilisation stockage. Les bases suspendues UPPER UNITS, sans poignée, sont caractérisées par des façades et panneaux finis avec chanfrein à 45°.

L'ouverture des façades (uniquement extractibles) s'effectue grâce à la préhension de la partie inférieure de la façade.

Le chanfrein supérieur à 45° présent sur des façades et panneaux latéraux permet de loger le plan (lui aussi chanfreiné à 45°) sans percevoir l'épaisseur.

Les bases suspendues UPPER UNITS sont disponibles également dans la variante ouverte avec tiroir (caisson réalisé selon les finitions disponibles).

## Plan (1)

Réalisé avec chanfrein à 45° sur tous les côtés pour permettre la juxtaposition escamotable sur les chanfreins supérieurs des meubles.

ÉPAISSEUR: 20 mm.

PROFONDEUR: 560 mm.

LAVABOS COMPATIBLES: sur plan d'appui, sur plan à encastrer, sous plan à encastrer et affleurant moulé.

Finitions: Silcolak, Ecolak, Bois plaqué, Corian®, Pierre / Marbre / Granite / Composite MDI.

## Caissons (2)

Réalisé en panneaux de particules de bois d'épaisseur 19 mm, hydrofuges (classe V100), à faible teneur en formaldéhyde (classe E1 / TSCA Title VI) mélaminé avec papiers à haute densité traités avec des résines mélaminiques.

Chant avant et arrière en ABS de la même couleur.

HAUTEUR CÔTÉ: 285 mm.

HAUTEUR AVEC FAÇADE: 305 mm.

PROFONDEUR CÔTÉ: 540 mm.

PROFONDEUR AVEC FAÇADE: 560 mm.

LARGEUR MODULE: 600 - 900 - 1200 mm.

## Tiroirs (3)

Système LEGRABOX, avec rebords latéraux et arrière en métal peint en couleur noir mat.

Fond en mélaminé noir.

Pour les seuls caissons ouverts avec tiroir selon les finitions disponibles sont utilisées des glissières système MOVENTO à extraction totale, avec dispositif de fermeture ralentie BLUMOTION.

## Façades (4)

Réalisées selon les finitions disponibles, épaisseur 20 mm, avec chanfrein supérieur et d'extrémité.

Finitions: Easylak+, Silcolak, Ecolak, Bois plaqué, Corian®, Pierre / Marbre / Granite / Composite MDI.

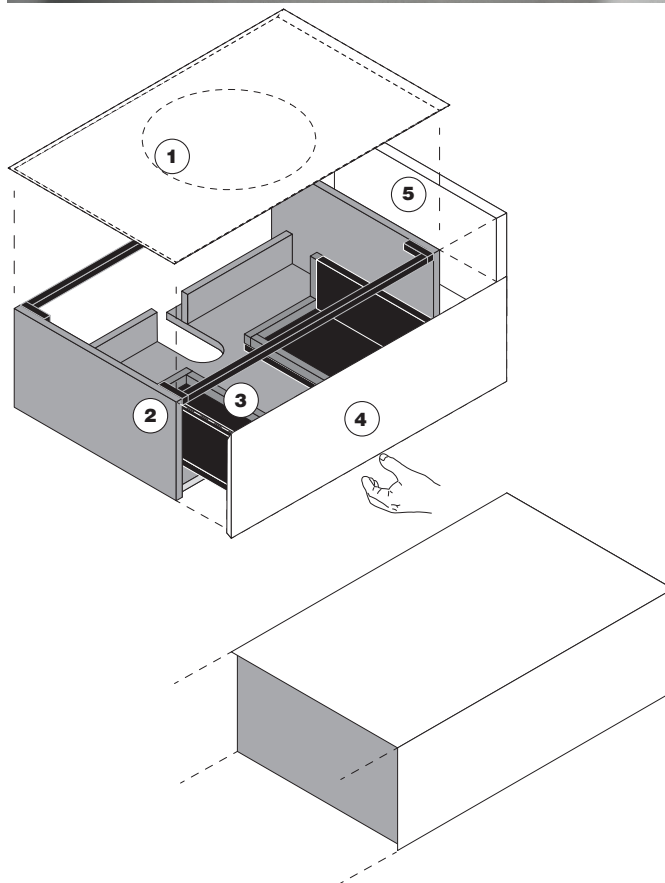
## Accessoires

Les tiroirs sont compatibles avec accessoires internes série DOMESTICI ou série ONDA de profondeur 372 mm.

## Panneaux d'extrémité (5)

Réalisés selon les finitions disponibles, épaisseur 20 mm, avec chanfrein supérieur et d'extrémité.

Finitions: Easylak+, Silcolak, Ecolak, Bois plaqué, Corian®, Pierre / Marbre / Granite / Composite MDI.





606  
Orme (effet  
pores  
ouverts)

610  
Mélèze  
thermique  
(effet pores  
ouverts)

608  
Chêne  
graphite  
(effet pores  
ouverts)

FINITION FAÇADES  
ET BASES OUVERTES COULEURS / ESSENCES

EASYLAK+



506  
Blanc Cortina

507  
Gris Leeds

SILCOLAK



521  
Blanc Sibérie

523  
Hûître

524  
Gris Luton

525  
Gravier

526  
Foin

527  
Corde


528  
Limon

529  
Ardoise

530  
Noir abysse

531  
Noir intense

ECOLAK



510  
Blanc arctique

129  
Magnolia

513  
Nuage

024  
Galet

512  
Avoine

025  
Ecrû


023  
Boue

515  
Basalte

517  
Charbon

027  
Noir

BOIS



049  
Chêne

033  
Chêne cendré  
gris

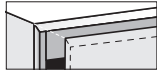
076  
Chêne  
graphite

334  
Ecowood Xilo  
2.0 planked  
sand (18.22)

335  
Ecowood Xilo  
2.0 planked  
grey (18.23)

333  
Ecowood Xilo  
2.0 striped  
black (18.04)

BOIS SELECTION



337  
Orme  
Américain

048  
Cœur de  
noyer

093  
Noyer  
"canaletto"  
U.S.

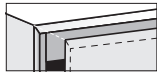
101  
Chêne fumé

BOIS EXCLUSIVE




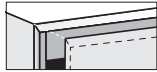
077  
Fossil oak

CORIAN®



173  
Blanc

PIERRE - MARBRE - GRANITE



240  
Marbre blanc  
Carrara

250  
Pierre Serena

257  
Quartzite  
Silver

199  
Granite  
Noir Absolu  
Zimbabwe

261  
Marbre  
Emperador  
Dark

254  
Granite Black  
Cosmic

260  
Marbre Grey  
Stone

259  
Quartzite  
Calacatta

273  
Pietra d'Avola



274  
Pierre Crema  
d'Orcia

266  
Marbre blanc  
Carrara  
Lithoverde®

265  
Marbre Gris  
du Marais  
Lithoverde®

267  
Pietra d'Avola  
Lithoverde®

COMPOSITE MDI



233  
Blanc

234  
Chameau

236  
Vison

237  
Gris

238  
Noir

231  
Devon

232  
Surrey





SUR PLAN  
d'appui



SUR PLAN à  
encastrer



SOUS PLAN  
à encastrer



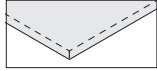
AFFLEURANT  
moulé

FINITION PLANS

COULEURS / ESSENCES

LAVABOS

SILCOLAK - H 20 mm



521  
Blanc Sibérie



523  
Hûître



524  
Gris Luton



525  
Gravier



526  
Foin



527  
Corde



528  
Limon



529  
Ardoise



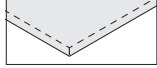
530  
Noir abysses



531  
Noir intense



ECOLAK - H 20 mm



510  
Blanc arctique



129  
Magnolia



513  
Nuage



024  
Galet



512  
Avoine



025  
Écru



023  
Boue



515  
Basalte



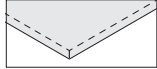
517  
Charbon



027  
Noir



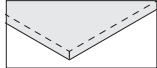
CORIAN® - H 20 mm



173  
Blanc



BOIS



049  
Chêne



033  
Chêne cendré  
gris



076  
Chêne  
graphite



334  
Ecwood Xilo  
2.0 planked  
sand (18.22)



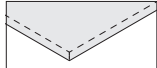
335  
Ecwood Xilo  
2.0 planked  
grey (18.23)



333  
Ecwood Xilo  
2.0 striped  
black (18.04)



BOIS SELECTION



337  
Orme  
Américain



048  
Cœur de  
noyer



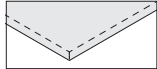
093  
Noyer  
"canaletto"  
U.S.



101  
Chêne fumé



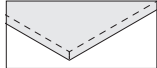
BOIS EXCLUSIVE



077  
Fossil oak



PIERRE - MARBRE - GRANITE - H 20 mm



240  
Marbre blanc  
Carrara



250  
Pierre Serena



257  
Quartzite  
Silver



199  
Granite  
Noir Absolu  
Zimbabwe



261  
Marbre  
Emperador  
Dark



254  
Granite Black  
Cosmic



260  
Marbre Grey  
Stone



259  
Quartzite  
Calacatta



273  
Pietra d'Avola



274  
Pierre Crema  
d'Orcia



266  
Marbre blanc  
Carrara  
Lithoverde®



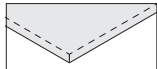
265  
Marbre Gris  
du Marais  
Lithoverde®



267  
Pietra d'Avola  
Lithoverde®



COMPOSITE MDI - H 20 mm



233  
Blanc



234  
Chameau



236  
Vison



237  
Gris



238  
Noir



231  
Devon



232  
Surrey



# UPPER UNITS

Design Piero Lissoni + C.R.S. Boffi

Modulares System aus hängenden Unterschränken für Waschbecken oder Vorrats-Unterschränken.

Die Hänge-Unterschränke UPPER UNITS, ohne Griff, haben Fronten und Paneelen in Ausföhrung, mit Abkantung 45°.

Die Fronten (nur ausziehbare Version) lassen sich mithilfe des unteren Handgriffs des Schrankes öföfnen.

Die 45°-Oberabkantung der Front- und Seitenpaneelen ermöglicht den Einbau der Waschtischplatte (mit 45°-Kanten), ohne ihre Dicke zu sehen.

Die Hänge-Unterschränke UPPER UNITS sind auch in der offenen Version mit Schublade erhältlich (Schrankelement in Ausföhrung).

## Waschtischplatte (1)

Aus an 3 Seiten 45° gewinkelter Platte, um den Einsatz zwischen den oberen Abkantungen des Möbels zu ermöglichen.

STÄRKE: 20 mm.

TIEFE: 560 mm

KOMPATIBLE WASCHBECKEN: Aufsatz-, Einbau- von oben, Unterbau- und flächenbündige formgepresste Waschbecken.

Ausföhrungen: Silcolak, Ecolak, Furnierholz, Corian®, Stein / Marmor / Granit / Agglomerat MDI.

## Schränkelemente (2)

Aus Spanplatten, Stärke 19 mm, wasserabweisend (Klasse V100), mit niedrigem Formaldehydgehalt (Klasse E1 / TSCA Title VI) mit Melaminharzbeschichtung mit hoher Dichte.

Vordere und rückseitige Kante aus ABS in Ausföhrung.

SEITENTEIL HÖHE: 285 mm.

HÖHE MIT FRONTPANEEL: 305 mm.

SEITENTEIL TIEFE: 540 mm.

TIEFE MIT FRONTPANEEL: 560 mm.

ELEMENTENBREITE: 600 - 900 - 1200 mm.

## Schubladen (3)

System LEGRABOX mit seitlichen und rückseitigen Blenden aus mattschwarz lackiertem Metall.

Boden mit Melaminharzbeschichtung schwarz.

Nur die offenen Schränke mit Schublade in Ausföhrung sind mit Vollauszugsschienen MOVENTO, mit kontrolliertem Schließsystem BLUMOTION ausgestattet.

## Frontpaneele (4)

In Ausföhrung, Stärke 20 mm, mit oberer und seitlicher Abschrägung.

Ausföhrungen: EasyLak+, Silcolak, Ecolak, Furnierholz, Corian®, Stein / Marmor / Granit / Agglomerat MDI.

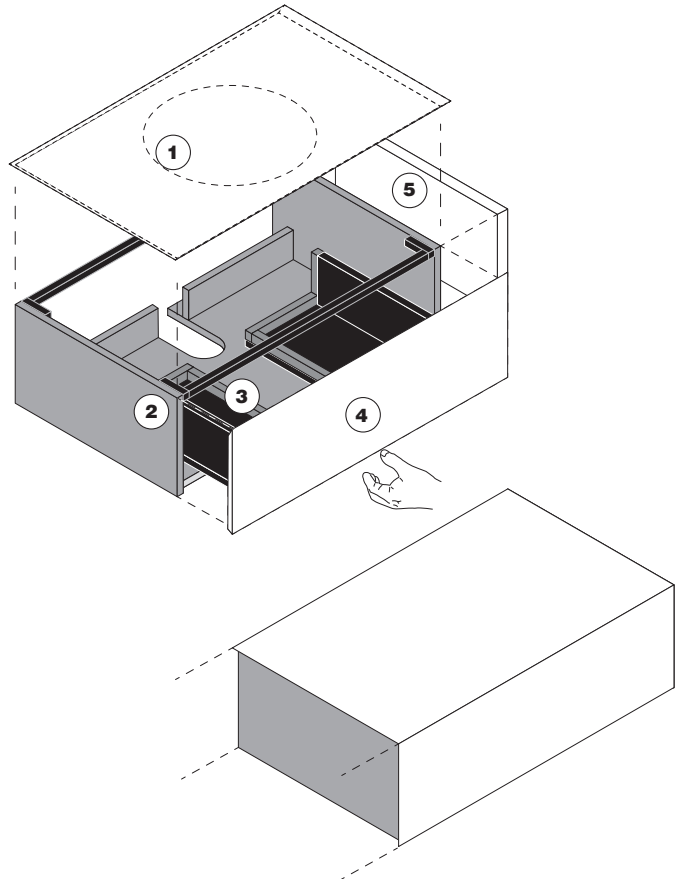
## Zubehör

Die Schubladen sind kompatibel mit Zubehör Serie DOMESTICI oder ONDA, T: 372 mm.

## Abschlusspaneele (5)

In Ausföhrung, Stärke 20 mm, mit Abschrägung oben und am Ende.


Ausföhrungen: EasyLak+, Silcolak, Ecolak, Furnierholz, Corian®, Stein / Marmor / Granit / Agglomerat MDI.



# UPPER UNITS

ERHÄLTICHE AUSFÜHRUNGEN - ELEMENTE

MELAMINBESCHICHTETES  
SCHRANKELEMENT



606  
Ulme (Effect  
offenporig)


610  
Thermoholz  
Lärche (Effect  
offenporig)

608  
Eiche  
grafitgrau  
(Effect  
offenporig)

AUSFÜHRUNG FRONTEN UND  
OFFENE UNTERSCHRÄNKE

FARBEN / HOLZARTEN

## EASYLAK+



506  
Weiß Cortina

507  
Grau Leeds

## SILCOLAK



521  
Weiß Sibirien

523  
Perlweiß

524  
Grau Luton

525  
Grau Schotter

526  
Heu

527  
Naturfarben


528  
Schlamm

529  
Ardoise

530  
Völlig schwarz

531  
Tiefschwarz

## ECOLAK



510  
Arktischweiß

129  
Magnolie

513  
Wolkenfarben

024  
Kieselgrau

512  
Haferfarben

025  
Ekrü


023  
Lehm Braun

515  
Basaltgrau

517  
Kohlschwarz

027  
Schwarz

## HOLZ



049  
Eiche

033  
Eiche  
Aschgrau

076  
Eiche  
Grafitgrau

334  
Ecowood Xilo  
2.0 planked  
sand (18.22)

335  
Ecowood Xilo  
2.0 planked  
grey (18.23)

333  
Ecowood Xilo  
2.0 striped  
black (18.04)

## HOLZ SELECTION



337  
Amerikanische  
Ulme

048  
Kern-  
Nussbaum

093  
Nussbaum  
Canaletto  
U.S.

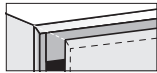
101  
Räuchereiche

## HOLZ EXCLUSIVE




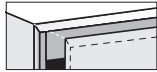
077  
Fossil oak

## CORIAN®



173  
Weiß

## STEIN - MARMOR - GRANIT



240  
Carrara-  
Marmor weiß

250  
Stein Serena

257  
Quarzit Silver

199  
Granit  
Tiefschwarz  
Zimbabwe

261  
Marmor  
Emperador  
Dark

254  
Granit Black  
Cosmic

260  
Marmor Grey  
Stone

259  
Quarzit  
Calacatta

273  
Stein Pietra  
D'Avola



274  
Stein Crema  
d'Orcia

266  
Marmor  
weiß Carrara  
Lithoverde®

265  
Marmor Gris  
du Marais  
Lithoverde®

267  
Stein Pietra  
D'Avola  
Lithoverde®

## AGGLOMERAT MDI



233  
Weiß

234  
Kamel

236  
Nerz

237  
Grau

238  
Schwarz

231  
Devon

232  
Surrey

# UPPER UNITS

ERHÄLTICHE AUSFÜHRUNGEN - WASCHTISCHPLATTEN

WASCHBECKENARTEN



AUFSATZBECKEN



EINBAUBECKEN  
von oben



UNTERBAUBECKEN



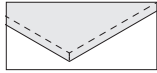
FLÄCHENBÜNDIG  
formgepresst

AUSFÜHRUNG

WASCHTISCHPLATTEN FARBEN / HOLZARTEN

WASCHBECKEN

SILCOLAK - H 20 mm



521  
Weiß Sibirien



523  
Perlweiß



524  
Grau Luton



525  
Grau Schotter



526  
Heu



527  
Naturfarben



528  
Schlamm



529  
Ardoise



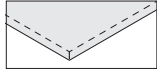
530  
Völlig schwarz



531  
Tiefschwarz



ECOLAK - H 20 mm



510  
Arktischweiß



129  
Magnolie



513  
Wolkenfarben



024  
Kieselgrau



512  
Haferfarben



025  
Ekrü



023  
Lehm Braun



515  
Basaltgrau



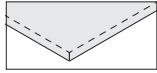
517  
Kohlschwarz



027  
Schwarz



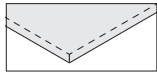
CORIAN® - H 20 mm



173  
Weiß



HOLZ



049  
Eiche



033  
Eiche  
Aschgrau



076  
Eiche  
Grafitgrau



334  
Ecowood Xilo  
2.0 planked  
sand (18.22)



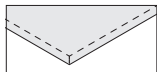
335  
Ecowood Xilo  
2.0 planked  
grey (18.23)



333  
Ecowood Xilo  
2.0 striped  
black (18.04)



HOLZ SELECTION



337  
Amerikanische  
Ulme



048  
Kern-  
Nussbaum



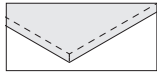
093  
Nussbaum  
Canaletto  
U.S.



101  
Räuchereiche



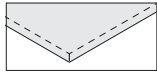
HOLZ EXCLUSIVE



077  
Fossil oak



STEIN - MARMOR - GRANIT - H 20 mm



240  
Carrara-  
Marmor weiß



250  
Stein Serena



257  
Quarzit Silver



199  
Granit  
Tiefschwarz  
Zimbabwe



261  
Marmor  
Emperador  
Dark



254  
Granit Black  
Cosmic



260  
Marmor Grey  
Stone



259  
Quarzit  
Calacatta



273  
Stein Pietra  
D'Avola



274  
Stein Crema  
d'Orcia



266  
Marmor  
weiß Carrara  
Lithoverde®



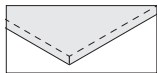
265  
Marmor Gris  
du Marais  
Lithoverde®



267  
Stein Pietra  
D'Avola  
Lithoverde®



AGGLOMERAT MDI - H 20 mm



233  
Weiß



234  
Kamel



236  
Nerz



237  
Grau



238  
Schwarz



231  
Devon



232  
Surrey



# UPPER UNITS

Design Piero Lissoni + C.R.S. Boffi

Sistema modular de muebles bajos suspendidos para lavabo o para uso almacenamiento.

Los muebles bajos suspendidos UPPER UNITS, sin tirador, se caracterizan por frentes y paneles en acabado con bisel de 45°.

La apertura de los frentes (sólo extraíbles) se lleva a cabo a través de empuñadura por la parte inferior del frente.

El bisel superior a 45° presente en los frentes y paneles laterales permite colocar la encimera (también biselada en 45°) sin percibir el grosor.

Los muebles bajos suspendidos UPPER UNITS están disponibles incluso en la variante abierta con cajón (mueble contenedor realizado en acabado).

## Encimera (1)

Realizada con chaflán a 45° en 3 lados para consentir su adosado escamoteable en los chaflanes superiores de los muebles.

GROSOR: 20 mm.

PROFUNDIDAD: 560 mm.

LAVABOS COMPATIBLES: sobre encimera apoyado, sobre encimera empotrado, bajo encimera empotrado y enrasado a la encimera moldeado.

Acabados: Silcolak, Ecolak, Madera chapada, Corian®, Piedra / Mármol / Granito / Compuesto MDI.

## Muebles contenedores (2)

Realizado con paneles de partículas de madera de 19 mm. de grosor hidrófugos (clase V100), con bajo contenido de formaldehído (clase E1 / TSCA Title VI) madera ennobrecida con papeles de alto gramaje tratados con resinas de melamina. Borde delantero y trasero de ABS del mismo color.

ALTURA COSTADO: 285 mm.

ALTURA CON FRENTE: 305 mm.

PROFUNDIDAD COSTADO: 540 mm.

PROFUNDIDAD CON FRENTE: 560 mm.

ANCHURA MÓDULO: 600 - 900 - 1200 mm

## Cajones (3)

Sistema LEGRABOX, con laterales y trasera de metal pintado en color negro mate. Fondo de madera ennobrecida negra.

Sólo para los muebles bajos abiertos con cajón en acabado se utilizan guías sistema MOVENTO de extracción total, con dispositivo de cierre amortiguado BLUMOTION.

## Frentes (4)

Realizados en acabado, 20 mm de grosor con bisel superior y terminal.

Acabados: Easylak+, Silcolak, Ecolak, Madera chapada, Corian®, Piedra / Mármol / Granito / Compuesto MDI.

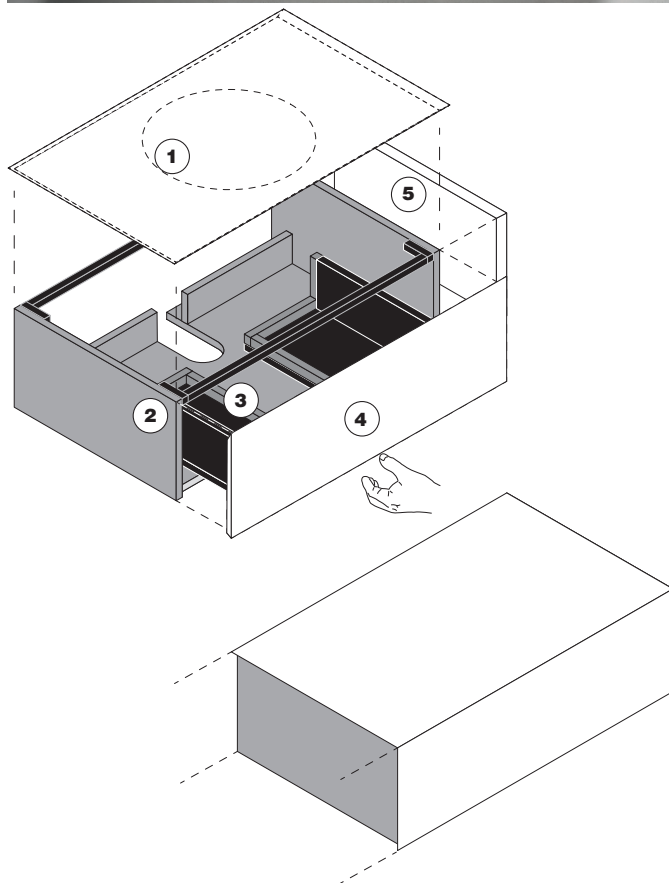
## Accesorios

Los cajones son compatibles con accesorios internos serie DOMESTICI o serie ONDA de 372 mm de profundidad.

## Paneles terminales (5)

Realizados en acabado, grosor 20 mm, con chaflán superior y terminal.

Acabados: Easylak+, Silcolak, Ecolak, Madera chapada, Corian®, Piedra / Mármol / Granito / Compuesto MDI.



# UPPER UNITS

ACABADOS REALIZABLES - MUEBLES

MUEBLE  
CONTENEDOR  
ENNOBLECIDO.




606  
Olmo (efecto  
poro abierto)

610  
Alerce  
térnico  
(efecto poro  
abierto)

608  
Roble grafito  
(efecto poro  
abierto)

ACABADO FRENTES Y  
MUEBLES BAJOS ABIERTOS COLORES / MADERAS


## EASYLAK+



506  
Blanco  
Cortina

507  
Gris Leeds

## SILCOLAK



521  
Blanco  
Siberia

523  
Ostra

524  
Gris Luton

525  
Grava

526  
Heno

527  
Cuerda


528  
Limo

529  
Pizarra

530  
Negro Abismo

531  
Negro Intenso

## ECOLAK



510  
Blanco ártico

129  
Magnolia

513  
Nube

024  
Guijarro

512  
Avena

025  
Crudo


023  
Fango

515  
Basalto

517  
Carbón

027  
Negro

## MADERA



049  
Roble

033  
Roble ceniza

076  
Roble grafito

334  
Ecowood Xilo  
2.0 planked  
sand (18.22)

335  
Ecowood Xilo  
2.0 planked  
grey (18.23)

333  
Ecowood Xilo  
2.0 striped  
black (18.04)

## MADERA SELECTION



337  
Olmo  
americano

048  
Alma de  
nogal

093  
Nogal canaletto  
(americano)  
U.S.

101  
Roble  
ahumado

## MADERA EXCLUSIVE




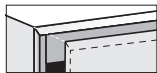
077  
Fossil oak

## CORIAN®



173  
Blanco

## PIEDRA - MÁRMOL - GRANITO



240  
Mármol  
blanco  
Carrara

250  
Piedra Serena

257  
Cuarcita Silver

199  
Granito Negro  
Absoluto  
Zimbabwe

261  
Mármol  
Emperador  
Dark

254  
Granito Black  
Cosmic

260  
Mármol Grey  
Stone

259  
Cuarcita  
Calacatta


273  
Pietra d'Avola



274  
Piedra Crema  
d'Orcia



266  
Mármol blanco  
Carrara  
Lithoverde®



265  
Mármol Gris  
du Marais  
Lithoverde®



267  
Pietra d'Avola  
Lithoverde®

## COMPUESTO MDI



233  
Blanco

234  
Camello

236  
Visón

237  
Gris

238  
Negro

231  
Devon

232  
Surrey

# UPPER UNITS

ACABADOS REALIZABLES - ENCIMERAS

## TIPOS LAVABOS



SOBRE  
ENCIMERA  
apoyado



SOBRE  
ENCIMERA  
empotrado



BAJO  
ENCIMERA  
empotrado



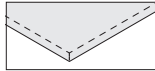
ENRASADO  
A LA  
ENCIMERA  
moldeado

### ACABADO ENCIMERAS

### COLORES / MADERAS

### LAVABOS

#### SILCOLAK - H 20 mm



521  
Blanco  
Siberia



523  
Ostra



524  
Gris Luton



525  
Grava



526  
Heno



527  
Cuerda



528  
Limo



529  
Pizzarra



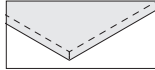
530  
Negro Abismo



531  
Negro Intenso



#### ECOLAK - H 20 mm



510  
Blanco ártico



129  
Magnolia



513  
Nube



024  
Guijarro



512  
Avena



025  
Crudo



023  
Fango



515  
Basalto



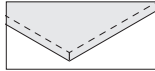
517  
Carbón



027  
Negro



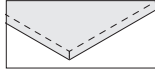
#### CORIAN® - H 20 mm



173  
Blanco



#### MADERA



049  
Roble



033  
Roble ceniza



076  
Roble grafito



334  
Ecowood Xilo  
2.0 planked  
sand (18.22)



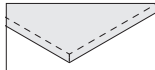
335  
Ecowood Xilo  
2.0 planked  
grey (18.23)



333  
Ecowood Xilo  
2.0 striped  
black (18.04)



#### MADERA SELECTION



337  
Olmo  
americano



048  
Alma de  
nogal



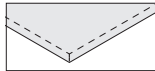
093  
Nogal canaletto  
(americano)  
U.S.



101  
Roble  
ahumado



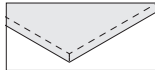
#### MADERA EXCLUSIVE



077  
Fossil oak



#### PIEDRA - MÁRMOL - GRANITO - H 20 mm



240  
Mármol  
blanco  
Carrara



250  
Piedra Serena



257  
Cuarcita Silver



199  
Granito Negro  
Absoluto  
Zimbabwe



261  
Mármol  
Emperador  
Dark



254  
Granito Black  
Cosmic



260  
Mármol Grey  
Stone



259  
Cuarcita  
Calacatta



273  
Pietra d'Avola



274  
Piedra Crema  
d'Orcia



266  
Mármol blanco  
Carrara  
Lithoverde®



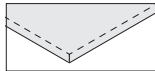
265  
Mármol Gris  
du Marais  
Lithoverde®



267  
Pietra d'Avola  
Lithoverde®



#### COMPUESTO MDI - H 20 mm



233  
Blanco



234  
Camello



236  
Visón



237  
Gris



238  
Negro



231  
Devon



232  
Surrey

